

# THE LORD OF THE RINGS™ TRADING CARD GAME COMPREHENSIVE RULES 4.0

## If you have never played a trading card game...

The best way to learn is from a friend who already knows how to play. If your friends aren't players yet, we suggest you begin with a **Starter Rulebook**, which is included in starter decks and available for download.

## If you have played this game before...

These **Comprehensive Rules** provides complete documentation of all rules for *The Lord of the Rings* TCG as of October 2004. It replaces and supersedes all previous rulebooks. It is divided into three sections.

**Section One** is a chronological overview of gameplay. **Section Two** provides complete rules to the game, organized alphabetically by topic. **Section Three** provides entries on individual cards, including errata and clarifications.

## WHAT'S NEW?

All material from the *Shadows* Starter Rulebook is included here. The most important updates are:

- Changes in the Open format to the way sites are played on the adventure path, and the addition of regions. (See Section One: "Moving your fellowship," "Playing sites," "Adding twilight tokens for movement," and "Building Your Deck"; or Section Two: "building your deck," "moving your fellowship," "region," and "site.")
- The increased role of resistance in the game, and the effect that has on burdens. (See "resistance" in Section One or Two.)
- The addition of the keywords "lurker," "muster," and "toil." (See the Section Two entries for those terms.)

Note that none of these new rules take effect until the release of *Shadows*. Until then, Open format games continue to use King block sites, and players still play them to the adventure path and add pool as before – that is, as defined for the Fellowship block, Tower block, and King block formats. (See Section One: "Formats" or Section Two: "format.")

## SECTION ONE: OVERVIEW

This section of the Comprehensive Rules mirrors the presentation of a Starter Rulebook. Important concepts are explained first, followed by game setup and an explanation of the turn sequence in order.

This section is offered only as a chronological overview of gameplay. There are few examples of play, and few specific rulings. For such material, refer to Section Two.

Again, if you are not familiar with the game, we strongly suggest you begin with a Starter Rulebook, rather than the Comprehensive Rules.

## IMPORTANT CONCEPTS KINDS OF CARDS

Most cards in *The Lord of the Rings* TCG are one of two basic kinds: Free Peoples or Shadow. There are also sites and The One Ring, which are neither Free Peoples cards nor Shadow cards.



### Free Peoples cards

Free Peoples cards represent the forces of good. Each player has his own fellowship, made up of a Ring-bearer and other companions. When you take your turn, you play and use your Free Peoples cards.

**Free Peoples cards have a light colored circular field in the upper left corner.**



### Shadow cards

Shadow cards represent the forces of evil and corruption. When another player takes his turn, you play and use your Shadow cards to hinder that player.

**Shadow cards have a dark colored diamond-shaped field in the upper left corner.**

## CARD TYPES

There are nine different card types in the game: The One Ring, site, companion, ally, minion, possession, artifact, event, and condition.

Companion, ally, and minion cards are also collectively referred to as character cards.

## THE ONE RING



This card type represents the uniquely powerful item that is the focus of the story of *The Lord of the Rings*. In the middle of the card, The One Ring has its subtitle. It has no twilight cost.

*There are several versions of The One Ring, represented by different cards, but you'll only use one version at a time.*

## SITE



Site cards represent locations in Middle-earth, and are used to chart the progress of the game. Nine sites are placed in your adventure deck, and are kept separately from the other cards you draw and play during the game, which are placed in the draw deck.



**Site cards have a dark compass in the upper left corner.**

This symbol is used on sites from the *Shadows* expansion set onward, differentiating them from sites found in previous sets (which use a different compass symbol, and may also use a block symbol).

## COMPANION



A companion is a Free Peoples character in your fellowship.

## ALLY



An ally is a character that helps your companions from afar but does not move with them.

## MINION



A minion is a Shadow character that attacks other players' fellowships.

## POSSESSION



A possession is a weapon, suit of armor, or other kind of object used by a character.

Most possessions tell you who their bearer can be, which is the kind of character you can play them on.

## ARTIFACT



An artifact is a unique weapon, suit of armor, or other kind of special object used by a character.

Though artifacts are played and used much like possessions, they are a different card type. Artifacts are not affected by cards that affect possessions.

## EVENT



An event is a card played from your hand representing an important occurrence, which you discard after you play it.

## CONDITION



A condition is a card representing a significant change in the world, which stays in play until discarded. Most conditions play to your support area, though some play on other cards, and tell you who or what their bearer can be.

## CULTURE

Most cards are part of a specific culture. A card's color, its background texture, and an icon in its upper right corner indicate its culture. Your deck may contain cards from several different cultures. Site cards and The One Ring are not part of any culture.

### Culture names and symbols

Free Peoples cards	Shadow cards
Dwarven	Dunland
Elven	Gollum
Gandalf	Isengard
Gollum	Men
Gondor	Moria
Rohan	Orc
Shire	Raider
	Sauron
	Uruk-hai
	Wraith

## VITALITY

All characters in the game have vitality. This number represents a character's life force, stamina, sturdiness, and will to live.

## Wounds

When a character is wounded by an enemy attack, his vitality is depleted. Place a wound token on the character to illustrate this. Glass beads (preferably blood red) make good tokens for this purpose.

When you "wound a character," you place only one wound.

Each wound a character has reduces its vitality by 1. When a character's vitality is reduced to zero, that character is immediately killed. (Reducing a character's strength to zero does not kill that character.)

## Healing

When a wound is removed from a character, this represents resting or healing. When you "heal a character," you remove one wound.

Generally, your fellowship only heals at a sanctuary – that is, a site 3 or site 6 – you reach on the adventure path. At the start of your turn when your fellowship is at a sanctuary, you may heal up to 5 wounds from your companions (not allies).

## Killed

When a character's vitality is reduced to zero, that character is immediately killed. Place killed Free Peoples characters (companions and allies) in your dead pile. The dead pile is separate from and next to your discard pile. Place killed minions in your discard pile.

When you have a unique companion or ally in your dead pile, you cannot play another copy of that card, or any other card with the same title. (You may play another copy of a non-unique card that is in your dead pile.)

## Exert

Sometimes you may exert a character by placing a wound on that card to show that the character takes an action that depletes his vitality.

Exerting a character is different from wounding a character, even though both require placement of a wound token. Cards that prevent wounds cannot prevent a wound token placed by exerting.

Once a wound token is placed, whether from exerting or wounding, it can be healed by any effect that heals a wound.

No player may exert a character who is exhausted (who has only 1 vitality). If the effect of an action says a character "must exert" and that character is exhausted, then nothing happens. To exhaust a character means to exert that character as many times as you can.

## RESISTANCE

Companion cards have resistance. This number represents a companion's ability to withstand the lure of The One Ring. Some characters have a ring around their resistance icon, meaning they can be chosen begin the game as your Ring-bearer.

Companions preceding the *Shadows* expansion set (other than versions of Frodo or Sam) do not

have their resistance printed on the card. These companions have a resistance of 6.

Allies have a resistance of zero.

### Burdens

When your Ring-bearer loses will against the power of The One Ring, you place a burden token on him. Glass beads (preferably black) make good burden tokens, but anything you won't confuse with a wound will do.

There are many cards that add or remove burdens. Burdens are only placed on your Ring-bearer. Each burden on your Ring-bearer reduces the resistance of *every* companion in your fellowship by 1.

If your Ring-bearer's resistance is reduced to zero, he is corrupted, and you lose the game. Only your Ring-bearer can be corrupted. If the resistance of any of your other companions is reduced to zero, there is no immediate penalty, though your opponent may play Shadow cards to take advantage of this.

### SIGNET



Some Free Peoples character cards have a signet, found in the lower left corner of the card. Cards with the same signet generally give bonuses to each other and work well in the same deck.

Each signet is based around an important character in the story. The available signets are Aragorn, Frodo, Gandalf, and Théoden.

### TWILIGHT POOL

The twilight pool is an area on the table where twilight tokens are placed. The tokens in the twilight pool represent how dangerous the world is for the fellowship. Glass beads (preferably black) make good twilight tokens, but any convenient tokens will do. Keep a large reserve of twilight tokens handy.

### Twilight Cost

In the upper left corner of each Free Peoples and Shadow card is that card's twilight cost. This is the number of twilight tokens that must be added to or removed from the twilight pool to play that card.

When you play a Free Peoples card, you must *add* a number of twilight tokens (from the reserve) to the twilight pool equal to that card's twilight cost.

When your opponent plays a Shadow card, he must *remove* a number of twilight tokens from the twilight pool equal to that card's twilight cost. A Shadow card cannot be played if its twilight cost cannot be met by the tokens available in the twilight pool.

In game text, you will find phrases like "Add ●" which means, "Add 1 twilight token to the twilight pool."

You must meet any requirements to play a card (or perform an action) before paying its costs.

### PHASE ACTIONS

During each phase of a turn, one or more players are allowed to perform phase actions that use a word matching the name of that phase. These

words are printed in boldface and followed by a colon.

Each phase action lasts for the duration of the phase named in the boldface word (unless otherwise specified).

*The effects of a phase action with the keyword **Skirmish**: last only for the skirmish phase in which it is used.*

Each phase action must be completely performed before another phase action can be performed. Phase actions cannot be combined.

An action labeled with the word "**Response**:" is not a phase action. Responses are explained later in this rulebook.

### EVENTS

Most event cards have a phase action that defines when you may play that card from your hand. The game text on that event may be performed only once for each copy of that event played. You cannot play an event during a phase that does not match its phase action.

Discard an event after you play it, and before the next action is taken. Even after being discarded, an event often has an ongoing or delayed effect until the end of the phase, or until a specified phase or condition is met.

### SPECIAL ABILITIES

Besides events, other types of cards may have a phase action as a part of their game text called a special ability, which may be used only while the card is in play. (The boldfaced word defines when you may do so.)

Each special ability is optional; you don't have to use it if you don't want to. You may use each special ability as many times as you like (even repeatedly during the same phase), as long as you meet the requirements for it and pay its costs.

### WHEN, EACH TIME, AND WHILE

A few special words or phrases you'll see in game text govern the timing of an action, just like the names of phases that are in phase actions. These include when, each time, and while; each is described below with an example.

- **When** is used if an effect can happen only once. *When you play this possession, you may draw a card.* This game text activates only once, when this card is played.
- **Each time** is used if an effect can happen more than once. *Each time you play a possession or artifact on your companion, draw a card.* If you play one possession, this game text activates once; if you play a second possession, it activates again, and so on.
- **While** is used if an effect is continuous. *While Merry bears a weapon, he is strength +2.* When you play a weapon on Merry, this game text is activated; if that weapon is discarded, then this game text "turns off."

Each of these effects has a *trigger* describing what makes it happen. The trigger is always described first, and followed by a comma.

## SETTING UP THE GAME

Players need a supply of wound tokens (preferably red) and twilight tokens (preferably black). Each player will also need a player marker (a differently-colored token) that shows where his fellowship is on the adventure path.

### Who goes first?

In the Starter Rules, players decide randomly who goes first. Normally, however, players bid burdens to determine this.

Players place secret bids for the right to determine who goes first in the game. The bidding is done with black tokens, which will become burdens on your Ring-bearer.

Each player secretly places a number of burdens in his hand (you may bid zero). When all players are ready, simultaneously reveal the bids. The highest bid wins the right to choose where he goes in the turn order. Any choice is available.

Next, the second highest bidder chooses from the remaining positions in the turn order, and so on. Keep track of each player's bid, as these tokens will become burdens on his Ring-bearer.

If there are any ties, then the tied players resolve randomly who chooses first among them.

*Tom, Chuck, Tim, and Mike are playing, and the initial bids are Tom 3, Chuck 4, Tim 3, and Mike 1. Chuck wins the right to choose, and he chooses to go first (placing 4 burdens on his Ring-bearer). Tom and Tim are tied, so they flip a coin, and Tom wins the tiebreak. He chooses second (placing 3 burdens on his Ring-bearer). Tim chooses to go fourth (3 burdens), leaving third for Mike (1 burden).*

The first player sits down, and the others then sit in clockwise order around the table according to their choices.

### Adventure Deck

Take all 9 of your site cards and place them face down in a pile on the table. This is your adventure deck.

No other player may look through your adventure deck during the game.

You don't have to keep your adventure deck in any order. Just look through it to get a card when you need to.

The first player chooses any site from his adventure deck and places it on the table to begin the adventure path. This becomes site 1. Each player places his player marker onto that site.

All players use the same adventure path for their player markers. The cards that make up that path are taken from the adventure decks of the players.

Place the adventure path off to the side, opposite from the twilight pool. That leaves room in the middle of the table for minions.

### Starting Fellowship

In the Starter Rules, players select their starting fellowships based upon which deck they have. Normally, however, players customize their starting fellowships.



Your fellowship begins with a character bearing The One Ring. This can be any character with the ringed resistance icon, or any version of Frodo. That character gains the keywords Ring-bearer and Ring-bound, if he does not already have them.

Place your Ring-bearer face up on the table. Place The One Ring under your Ring-bearer (so the title is showing) and place on him the burdens that you bid.

You may then play other companions (not allies, possessions, artifacts, or conditions) one at a time from your draw deck, as long as the total twilight cost of these companions is 4 or less. The twilight cost of your Ring-bearer is not included in this total.

Don't place any tokens into the twilight pool for the cards in your starting fellowship. Site text is not active when the starting fellowships are played.

Select and reveal starting fellowships in player order. (In tournament play, you may change your starting fellowship from game to game.)

### Draw deck

The rest of your cards form your draw deck. Shuffle your draw deck, give the opponent on your right the opportunity to cut it, and draw eight cards to form your starting hand.

When you draw the last card from your draw deck, you don't lose the game. Continue with the cards you have in hand and in play.

In the Starter Rules, if you have no cards in your draw deck, you are allowed to reshuffle your discard pile to make a new one once per game. Normally, however, you are not allowed to do this.

### Game Setup Summary

- Bid to determine who goes first.
- Each player places his adventure deck on the table.
- First player plays a site from his adventure deck.
- Each player puts his player marker on that site.
- Each player places his starting fellowship on the table, placing the burdens he bid on his Ring-bearer.
- Each player shuffles his draw deck and draws 8 cards.

## PLAYING THE GAME

Each player, going clockwise around the table, takes turns according to the following turn sequence.

1. Fellowship Phase
2. Shadow Phase(s)
3. Maneuver Phase
4. Archery Phase
5. Assignment Phase
6. Skirmish Phase(s)
7. Regroup Phase

When one player finishes his turn, the next player in clockwise rotation (to his left) takes a turn and so on.

Although the turn order rotates to the left (clockwise), note that many other procedures in the game actually rotate to the right (counterclockwise).

## START OF TURN

When your turn begins, remove all tokens from the twilight pool. (The pool begins the game empty, so this is not necessary on the first turn of the game.)

Then you complete any "at the start of each turn" (or "at the start of each of your turns") actions. Each of these actions may be performed only once per turn.

### I. FELLOWSHIP PHASE

During your fellowship phase, you may perform fellowship actions, including playing most Free Peoples cards. Finally, move your fellowship forward along the adventure path.

#### Perform fellowship actions

If you are the Free Peoples player, you may perform fellowship actions during this phase, in any order.

Two fellowship actions are always available:

- Play a Free Peoples companion, ally, possession, artifact, or condition from your hand to the table.
- "Discard to heal." Spot a unique companion or unique ally with at least one wound and discard a card from your hand with the same card title (it may have a different subtitle) to heal that character.

You may find other fellowship actions on events in your hand, or as special abilities on cards you already have in play.

Some card effects allow you to draw cards in the fellowship phase. You cannot draw (or take into hand) more than 4 cards during your fellowship phase. This is referred to as The Rule of 4.

#### Playing companions

Play companion cards in a row, near the other members of your fellowship already in play.

You cannot have more than nine total companions in play and in your dead pile at any time. (Each copy of a companion in play or in your dead pile counts as a separate companion, whether it is unique or non-unique.) This is referred to as The Rule of 9.

#### Playing allies

Allies are characters that do not count as members of your fellowship. Play them to your support area (a row of cards behind your fellowship). There is no limit to the number of allies you may have in play.

All cards have a home site number indicated just after the card's type, on the same line (such as Ally • Home 3 • Elf). These home site numbers all refer to adventure paths from the Fellowship block, Tower block, and King block. Allies have no home sites on adventure paths from the *Shadows* expansion set onward.

Each ally in your support area is considered to be at his home site.

### Playing possessions

Play Free Peoples possessions under a character, with the left edge of the card visible for its card title and attribute bonuses (positive modifiers for the character's strength, vitality, and/or resistance, written with a plus sign like "+2"). Some possessions play to your support area.

### Playing artifacts

Play Free Peoples artifacts just as you play Free Peoples possessions.

### Class

Each character may bear one possession or artifact of each class at one time. For example, a character may bear only one hand weapon, only one ranged weapon, only one armor, only one cloak, and only one staff.

Some possessions and artifacts do not have a class. There is no limit to the number of cards without a class that a character may bear.

### Playing conditions

Play Free Peoples conditions either under a character (like a possession, if the card says, "Bearer must be...") or to your support area, as indicated by the condition card.

Free Peoples conditions are always played during the fellowship phase, even if they provide a special ability that is performed during a different phase.

### Moving your fellowship



During each of your fellowship phases, when you are finished performing fellowship actions, your fellowship must move forward to the next site on the adventure path.

Place your player marker on the next site on the adventure path. If there is no site there yet (as is the case for the first player in the first turn), then a new site must be played from one of the Shadow players' adventure decks, as described below under "playing sites."

When you move your player marker to the next site, first perform any actions triggered by leaving the old site. Then perform actions that say, "When the fellowship moves..." Then, perform actions that occur when moving to the new site. Finally, add tokens to the twilight pool, as described below under "adding twilight tokens for movement."

Note that when you are playing using the Fellowship block, Tower block, or King block formats, the playing of sites and adding of twilight tokens works differently than what is explained below. Refer to "Formats," later in Section One under "Building Your Deck," for an explanation of these differences.

### Playing sites

If your fellowship moves to a site that has not been played yet, one of the Shadow players must place a new site on the adventure path. To determine which player, look at the site you are moving from. Each site has an arrow at the bottom center of the card. This indicates who is to play the new site, with  meaning the Shadow player to your right and  meaning the Shadow player to your left and

meaning the Shadow player to your left. (In a two-player game, there is only one Shadow player at a time, so that player always plays the new site.)

That player looks through his adventure deck and chooses any site to play as the next site. It takes on the next consecutive number on the adventure path as its **site number**. It also takes on a **region number**: sites 1-3 are in region 1, sites 4-6 are in region 2, and sites 7-9 are in region 3.

*The first time the first player moves during the game, a Shadow player looks through his adventure deck and chooses the next site to place on the adventure path. It becomes site 2. The next time a site is added after that, it will be site 3. Both of those sites are in region 1.*

You may play a copy of a site on the adventure path even if an opponent's copy was already played as an earlier site. The copies are treated as different sites, with each given a different site number.

### Adding twilight tokens for movement

Each time your fellowship moves to a new site, you must add twilight tokens to the twilight pool for each of the following:

- Add the number of twilight tokens indicated by the Shadow number of the site you're moving to.
- Add 3 twilight tokens if you are in region 2, or 6 twilight tokens if you are in region 3. (You may find it easier to remember this: add 3 if you've passed the sanctuary at site 3, or add 6 if you've passed the sanctuary at site 6).
- Add 1 twilight token for each companion in your fellowship.

*You move a fellowship of four companions to a site 5 that has a Shadow number of 2. You add 2 twilight tokens for the Shadow number, 3 tokens for the region (region 2), and 4 tokens for your companions, for a total of 9 twilight tokens added to the twilight pool.*

### Movement Summary

- A Shadow player places the next site card, if needed.
- Move your player marker to the next site.
- Perform "When you move from..." actions.
- Perform "When the fellowship moves..." actions.
- Perform "When you move to..." actions.
- Add twilight tokens equal to the new site's Shadow number.
- Add 3 twilight tokens if the new site is in region 2; or 6 if it is in region 3.
- Add 1 twilight token for each companion.

## 2. SHADOW PHASE(S)

Each other player in the game, starting with the player immediately to your right, has one Shadow phase.

During each player's Shadow phase, that player may perform Shadow actions in any order, including playing most Shadow cards.

### Perform Shadow actions

One Shadow action is always available:

- Play a Shadow minion, possession, artifact, or condition from your hand to the table.

A Shadow player may find other Shadow actions on events in his hand, or as special abilities on cards he already has in play.

When one Shadow player has completed all of the Shadow actions he wishes to perform, the next Shadow player to his right (if any) then performs a Shadow phase.

All Shadow players pay for cards by using the same twilight pool. The second Shadow player uses twilight tokens left over from the first Shadow player, and so on.

You may use (and exert) another player's character to pay a cost for your Shadow card or special ability.

### Playing Shadow cards

A minion is played to the center of the table, across from the active fellowship. Artifacts, possessions, and conditions state in their game text where they play.

Each minion is normally played to a certain range of sites beginning with the minion's site number. If the minion is played to (or is currently at) a site that has a lower site number, that minion is roaming. The player must pay a roaming penalty by removing an additional two twilight tokens when playing that minion.

A Shadow player cannot play a Shadow artifact, condition, or possession on another Shadow player's minion, or to another player's support area. However, Shadow cards may give bonuses or other game effects to other players' Shadow cards, and Shadow players may play events for other players' Shadow cards as appropriate.

When all Shadow players have each completed a Shadow phase, proceed to the maneuver phase. If there are no minions in play at the end of the final Shadow phase, then skip directly to the regroup phase.

## 3. MANEUVER PHASE

### Perform maneuver actions

During this phase, players may perform maneuver actions (special abilities on cards in play with "**Maneuver:**" and events with that keyword) using the action procedure.

#### Action Procedure

As the Free Peoples player, you get the first opportunity to perform an action, and then the player on your right gets an opportunity, and so on counter-clockwise around the table.

If a player does not wish to perform an action, he may simply pass. Passing does not prevent a player from performing an action later in the same phase.

When all players consecutively pass, proceed to the archery phase. If there are no minions left after the maneuver phase, then skip directly to the regroup phase.

## 4. ARCHERY PHASE

### Perform archery actions

During this phase, players may perform archery actions (special abilities on cards in play with "**Archery:**" and events with that keyword) using the action procedure. When all players consecutively pass, conduct archery fire.

### Archery fire

All Shadow players count the number of all their minions with the keyword **archer** to determine the "minion archery total." No matter how many Shadow players there are, there is only one minion archery total.

As the Free Peoples player, you also count the number of your Free Peoples archer companions to determine the "fellowship archery total."

The Free Peoples player then assigns a number of wounds equal to the minion archery total to his companions (and participating allies), in any way he wishes.

He then chooses one Shadow player who must assign a number of wounds equal to the fellowship archery total to his minions, in any way he wishes.

There is always a "default" archery total of zero for each side. A card may add to your archery total even though you have no archers in play at that time.

When the fellowship is at an ally's home site (or a card has allowed them to participate in archery fire), you may count archer allies for the fellowship archery total, and assign archery wounds to them.

When all archery wounds have been assigned, proceed to the assignment phase. If there are no minions left after the archery phase, then skip directly to the regroup phase.

### Archery Phase Summary

- Perform archery actions
- Determine archery totals for each side.
- Free Peoples player assigns archery wounds to his companions (and participating allies).
- Free Peoples player chooses one Shadow player.
- That Shadow player assigns archery wounds to his minions.

## 5. ASSIGNMENT PHASE

### Perform assignment actions

During the assignment phase, players may perform assignment actions (special abilities on cards in play with "**Assignment:**" and events with that keyword) using the action procedure.

Many assignment actions assign a minion to a companion. You cannot do this unless both of them are unassigned.

When all players consecutively pass, proceed to assign defenders.

### Assign defenders

During your assignment phase, you may assign companions to defend against attacking minions.

A player cannot assign more than one companion to the same minion.

Inform the Shadow players when you are done making assignments.

All assignments of characters are on a one-to-one basis, with the following two exceptions:

- If your assigned companion has the keyword **defender +1**, you may assign that character at this time to one additional unassigned minion. Defender +2 allows that companion to defend against two additional unassigned minions, and so on. A character with defender +2 (or greater) satisfies any requirement for defender +1.
- When you have informed the Shadow players that you are done making assignments, they may assign any leftover unassigned minions to any companions (even if those companions are already assigned). The first Shadow player on your right may assign any of his unassigned minions, and so on, counter-clockwise around the table.

When the fellowship is at an ally's home site (or if a card effect has allowed an ally to participate in skirmishes), that ally may be assigned to a skirmish in the same way that companions are assigned to skirmishes.

When the assignment phase is complete, each companion being attacked will lead to a separate skirmish phase.

#### Assignment Phase Summary

- Perform assignment actions
- Free Peoples player may assign defending companions to minions.
- Shadow players may assign leftover unassigned minions to any companions.

## 6. SKIRMISH PHASE(S)

When the assignment phase is complete, each defending character will fight in a separate skirmish phase. In an order decided by the Free Peoples player, skirmishes are resolved one at a time by conducting a skirmish phase for each. Once a skirmish phase has finished, the Free Peoples player must select another defending companion (one who is still assigned to a minion), and perform another skirmish phase.

#### Perform skirmish actions

During each skirmish phase, players may perform skirmish actions (special abilities on cards in play with "**Skirmish:**" and events with that keyword) using the action procedure. Each skirmish action lasts only for a single skirmish. When all players consecutively pass, proceed to resolve that skirmish.

#### Resolve that skirmish

If the total strength of one side is more than the strength of the other side (but less than double), the side with the most strength wins that skirmish. (If there is a tie, the Shadow side wins.) Place one wound on each character on the losing side.

When the winning side has one or more characters with the keyword **damage +1**, then each losing character takes one additional wound for each damage +1. (Damage +2 adds two wounds, and so on.) This is called a damage

bonus, which may be added to or removed by various effects.

If the total strength of one side is at least double the total strength of the other side, all the characters on the losing side are **overwhelmed** and killed (regardless of how many wounds or how much vitality each has). When a character is overwhelmed, that character does not take any more wounds — he simply dies.

A skirmish phase ends after all actions triggered by winning or losing that skirmish have resolved. A surviving minion or companion may skirmish again this turn if the fellowship makes another move (or if the minion has the keyword **fierce**).

#### Skirmish Phase Summary

- Free Peoples player chooses a skirmish.
- Players perform skirmish actions.
- Resolve that skirmish and assign wounds.
- If any skirmishes are unresolved, repeat this procedure.

#### FIERCE

After all normal skirmishes are resolved, surviving minions with the keyword **fierce** must be defended against a second time.

Players perform another assignment phase and then complete a separate skirmish phase for each fierce skirmish.

#### Assignment Phase (Fierce)

Players may again perform assignment actions (special abilities on cards in play with "**Assignment:**" and events with that keyword) using the action procedure.

The Free Peoples player then assigns defenders just as during the regular assignment phase, and then Shadow players assign any fierce minions that remain unassigned.

#### Skirmish Phase(s) (Fierce)

Then each defending companion fights in a separate skirmish phase, just as during the regular skirmish phases, in an order decided by the Free Peoples player.

When all skirmishes (both normal and fierce) have been resolved, proceed to the regroup phase.

## 7. REGROUP PHASE

During the regroup phase, players may perform regroup actions (special abilities on cards in play with "**Regroup:**" and events with that keyword) using the action procedure. When all players consecutively pass, proceed to reconcile the Shadow players' hands.

#### Shadow players reconcile

Each Shadow player must reconcile his hand to eight cards, as follows:

- He may first discard one card from his hand.
- If he then has less than eight cards in his hand, he must draw cards until he has eight.
- Otherwise (when he has more than eight cards in his hand), he must discard from his hand until he has only eight.

#### Free Peoples player chooses

At the end of the regroup phase, if you are the Free Peoples player, you must select one of the following two choices:

- Move the fellowship to the next site (allowing the proper Shadow player to place a new site if needed), add tokens to the twilight pool (for the Shadow number of the new site, the region of that site, and the number of companions in the fellowship), and return to the Shadow phase(s).
- Or, reconcile your hand (just as the Shadow players did above). Then the Shadow players discard all minions in play (and cards borne by them), and your turn ends.

#### Move limit

During each of your turns, your fellowship must move once, and may move a number of times up to your move limit.

In a two- or three-player game, your move limit is two. In a game with four or more players, your move limit is equal to the number of your opponents when the game begins. During your regroup phase, you may decide to move your fellowship again, subject to this move limit.

#### Regroup Phase Summary

- Players perform regroup actions.
- Shadow players reconcile.
- The Free Peoples player chooses to move again if his move limit allows (returning to the Shadow phase), or to reconcile and end his turn.

## WINNING THE GAME

A player wins the game when his fellowship is at site 9 and his Ring-bearer survives all skirmish phases. The game ends, and there is no regroup phase on the last turn.

A player may also win the game if he becomes the last player left in the game (see below).

#### Losing the Game

A player loses the game if his Ring-bearer is killed, unless he uses game text allowing another character to carry on as Ring-bearer.

A player also loses the game if his Ring-bearer becomes corrupted by having burdens reduce his resistance to zero. There are cards that can corrupt the Ring-bearer, regardless of how many burdens he might have.

If a player loses a game and there are at least two other players remaining, remove his player marker and all of his cards from play (and discard any opponent's cards that were on them).

Remove his sites on the adventure path in numerical order, then each opponent, starting to the player's right and proceeding counter-clockwise, chooses a site from his adventure deck to replace each one removed.

The other players complete the losing player's turn.



## BUILDING YOUR DECK

Each player brings to the game at least 71 cards:

- a Ring-bearer, bearing The One Ring (2 cards),
- a draw deck of at least 60 cards, and
- a 9-card adventure deck.

### Formats

Each game has one of the following formats:

- Fellowship block – only cards from sets 1, 2, and 3,
- Tower block – only cards from sets 4, 5, and 6,
- King block – only cards from sets 7, 8, and 10,
- War of the Ring block – only cards from sets 11, 12, and 13,
- Open – all cards allowed, including set 9 (*Reflections*), using only sites from set 11 onward (*Shadows*).
- Standard – a tournament format similar to Open, but including the X-List (see the Current Rulings document, available for download).

You and your opponents must each have a deck built for the same format.

When you play a game using the Fellowship block, Tower block, or King block format, you cannot choose any site from your adventure deck when it is time to play a new site on the adventure path. Instead, the site which has the next consecutive site number must be played.

When you play a game using the Fellowship block, Tower block, or King block format, you do not add pool for the fellowship's region number when you are moving your fellowship.

### Ring-bearer and The One Ring



You may choose any character with the ringed resistance icon, or any version of Frodo, to be your Ring-bearer. You may choose any version of The One Ring. These two cards are not part of your draw deck (they do not count against your total of Free Peoples cards).

### Draw Deck

Your draw deck must have at least 60 cards and must have an equal number of Shadow cards and Free Peoples cards, shuffled together. You cannot have any copies of The One Ring or sites in your draw deck.

You may have up to four copies of each card title (ignoring subtitles) in your draw deck.

*Exception:* Since one copy of your Ring-bearer is always part of your starting fellowship, you may have only three copies of that character in your draw deck.

### Adventure Deck

Your adventure deck must have exactly nine site cards in it. Each site must be different. The contents of your adventure deck depends on which format you are playing.

In the Open format and War of the Ring block, your adventure deck may include no more than three sites that have the same given Shadow number.

In the Fellowship block, Tower block, or King block, sites are numbered, and you must include one for each of the nine site numbers.

## OTHER IMPORTANT RULES

Refer to the entries in Section Two for active, block symbol, discard, discard pile, draw deck, keyword, loaded keyword, response, Ring-bearer, site, spot, and unique. These entries contain the most commonly used rules that have not already been described in Section One.

## SECTION TWO: GLOSSARY OF TERMS

This section of the Comprehensive Rules provides complete rules to the game, organized alphabetically by topic. All material in Section One is duplicated in this section under its appropriate heading, accompanied by rulings that cover less frequent gameplay situations and by more specific examples.

Cross-references from one topic to others that provide additional rules on the same topic are listed in **bold type**.

For entries on individual cards, refer to Section Three.

### action

Nearly everything that occurs during the game is some kind of action. Players perform actions to play cards, use special abilities, move their fellowships, reconcile, and so on.

Every action is either optional or required. An optional action is defined as: an action that uses the word “may,” an event, or a special ability. All other actions are required actions.

If two or more required actions are occurring at the same time (for example, more than one “start of turn” action), the Free Peoples player decides in which order they occur.

All required actions responding to a particular trigger are performed before any optional actions. After all such required actions have resolved, players may perform optional actions responding to that same trigger using the **action procedure**. (See **response**.)

See also **cost**, **effect**, **loops**.

### action procedure

As the Free Peoples player, you get the first opportunity to perform an **action**, and then the player on your right gets an opportunity, and so on counter-clockwise around the table.

If a player does not wish to perform an action, he may simply pass. Passing does not prevent a player from performing an action later in the same phase.

### active

During your turn, only these cards in play are active:

- sites on the adventure path,
- sites in any player's support area,
- your Free Peoples cards,
- your copy of The One Ring, and

- your opponents' Shadow cards.

All other cards in play are inactive. Inactive cards are not affected by the game and do not affect the game. Any tokens on them are ignored (such as burdens, culture tokens, threats, and wounds). (See also **stack**.)

*Your companions and your opponent's minions are active. Your opponents' companions are not.*

*Exception:* Any cards that are borne by inactive cards are also inactive.

*An opponent's Shadow condition on another opponent's companion is not active because that companion is not.*

Sites are always active. A site's game text cannot be used unless the fellowship is there, although some cards may copy and use that game text.

*If the game text of a site has a Shadow special ability, you may use that special ability only when the active fellowship is at that site and you are a Shadow player.*

*Exception:* Site text is not active when the starting fellowships are played.

Occasionally in a multiplayer game, two copies of the same unique Shadow condition may be in play at the same time. Only the first copy of a unique Shadow condition (or the first 4 copies of a non-unique Shadow condition) closest to the right of the Free Peoples player are in effect at any time. All other copies are also active, but their game text is ignored.

### adventure deck

Your adventure deck is kept separately from your draw deck during the game.

No other player may look through your adventure deck during the game.

You don't have to keep your adventure deck in any order. Just look through it to get a card when you need to.

Sites in your adventure deck do not have a site number until they are played on the adventure path. *Exception:* See **format**.

See also **building your deck**, **moving your fellowship**, **setting up the game**, **site**.

### adventure path

All players use the same adventure path for their player markers. The cards that make up that path are taken from the adventure decks of the players.

See also **moving your fellowship**, **setting up the game**, **site**.

### ally

An ally is a **character** that helps your companions from afar but does not move with them.

Allies do not count as members of your fellowship. Play them to your support area. There is no limit to the number of allies you may have in play.

Ally cards have a home site number indicated just after the card's type, on the same line (such as Ally • Home 3 • Elf). These home site numbers all refer to adventure paths from the

Fellowship block, Tower block, and King block. Allies have no home sites on adventure paths from the *Shadows* expansion set onward. (See **format**.)

Block symbol is a factor in determining an ally's home site.

*An ally with a home site of 2 has a home site only on the Tower block adventure path.*

You may play an ally during any of your fellowship phases. You do not have to wait until your fellowship is at the ally's home site.

Each ally in your support area is considered to be at his home site. When your fellowship is at your ally's home site, that ally is considered to be at the same site as the fellowship.

Allies normally do not participate in archery fire and skirmishes. Special abilities on allies (such as archery actions or skirmish actions) may be used as normal.

During the archery phase, if the fellowship is at an ally's home site (or a card has allowed them to participate in archery fire), you may count archer allies for the fellowship archery total, and assign archery wounds to them.

During the assignment phase, if the fellowship is at an ally's home site (or if a card effect has allowed an ally to participate in skirmishes), that ally may be assigned to a skirmish in the same way that companions are assigned to skirmishes.

*This doesn't mean that such an ally must take an archery wound or be assigned by the Free Peoples player to defend a skirmish, but that character is eligible to do so if the Free Peoples player so chooses.*

The Shadow player may assign an unassigned minion to an ally when the fellowship is at that ally's home site.

An ally that was able to be assigned to a normal skirmish is also able to be assigned to a fierce skirmish.

See also **resistance**, **Ring-bound**, **sanctuary**, **unbound**.

## ambush

When the Free Peoples player assigns one of his characters to skirmish a minion with the keyword "ambush ●," the Shadow player who owns that minion may add ●. (See **assignment phase**.)

*If your minion with ambush ● is assigned by the Free Peoples player, you may add two tokens to the twilight pool. The Free Peoples player may decide not to assign any characters to your minion with ambush, allowing you to assign it later in the assignment phase.*

When a minion with the keyword ambush ● is given the keyword ambush ● by another card or special ability, each of those instances of ambush is resolved separately. When that minion is assigned to a skirmish by the Free Peoples player, the Shadow player has the option to add pool for each instance in the minion's text.

*Desert Scout ("Ambush ●.") is equipped with Raider Bow ("Bearer is ... ambush ●."). When it is assigned to a skirmish by the Free Peoples player, the*

*Shadow player may add ●, ●, neither, or both (as separate actions).*

## archery phase

During this phase, players may perform archery actions (special abilities on cards in play with "Archery:" and events with that keyword) using the **action procedure**. When all players consecutively pass, conduct archery fire.

All Shadow players count the number of all their minions with the keyword archer to determine the "minion archery total." No matter how many Shadow players there are, there is only one minion archery total.

As the Free Peoples player, you also count the number of your Free Peoples archer companions to determine the "fellowship archery total." (See **ally**.)

The Free Peoples player then assigns a number of wounds equal to the minion archery total to his companions (and participating allies), in any way he wishes.

He then chooses one Shadow player who must assign a number of wounds equal to the fellowship archery total to his minions, in any way he wishes.

Since these tokens are assigned as wounds and not from exertion, any player may assign enough wounds to kill his own minion or companion. The wounds are assigned one at a time, so a character cannot have more wounds assigned than its vitality. Ignore any leftover wounds that cannot be assigned.

There is always a "default" archery total of zero for each side. A card may add to your archery total even though you have no archers in play at that time.

When all archery wounds have been assigned, proceed to the assignment phase. If there are no minions left after the archery phase, then skip directly to the regroup phase.

See also **ally**.

## artifact

An artifact is a unique weapon, suit of armor, or other kind of special object used by a character. Most artifacts tell you who their **bearer** can be. Other artifacts play to your support area.

Though artifacts are played and used much like possessions, they are a different card type. Artifacts are not affected by cards that affect possessions.

See also **transfer**.

## assignment phase

During the assignment phase, players may perform assignment actions (special abilities on cards in play with "Assignment:" and events with that keyword) using the **action procedure**.

Many assignment actions assign a minion to a companion. You cannot do this unless both of them are unassigned.

When all players consecutively pass, proceed to assign defenders.

During your assignment phase, you may assign companions to defend against attacking minions.

A player cannot assign more than one companion to the same minion.

*Frodo and Aragorn face a single Uruk-hai. The Free Peoples player assigns Aragorn to the Uruk-hai, protecting Frodo from harm. He cannot assign both companions to the Uruk-hai.*

Inform the Shadow players when you are done making assignments.

All assignments of characters are on a one-to-one basis, with the following two exceptions:

- Companions who have the **defender +X** keyword.
- When you have informed the Shadow players that you are done making assignments, they may assign any leftover unassigned minions to any companions (even if those companions are already assigned). The first Shadow player on your right may assign any of his unassigned minions, and so on, counter-clockwise around the table.

*Frodo and Aragorn face three Uruk-hai. The Free Peoples player assigns Aragorn to defend against one, and Frodo to another. This leaves one unassigned Uruk-hai, so the Shadow player assigns it, choosing to assign it to Frodo.*

The creation of leftover minions happens only when the Free Peoples player is done making assignments. If an assigned minion subsequently becomes unassigned as a result of a card's game text (e.g. a triggered ability), it is not a leftover minion and is not eligible to be assigned by the Shadow player.

A card which cannot participate in skirmishes:

- cannot be assigned to a skirmish,
- cannot be affected by assignment actions (except an assignment action that would allow such a card to skirmish), and
- cannot be assigned leftover minions by a Shadow player.

Once all assignments have been made, they take effect simultaneously. (See **action**.)

When the assignment phase is complete, each companion being attacked will lead to a separate skirmish phase.

See also **ally**, **ambush**, **fierce**, **unhasty**.

## attribute bonus

An attribute bonus is a positive **modifier** for a character's strength, vitality, and/or resistance, written with a plus sign (like "+2").

## bearer

Most possessions and artifacts, and some conditions, tell you who or what their bearer can be, which is the sort of card you can play them on.

Each character may bear one possession or artifact of each class at one time. (See **mounted**.)

*A character may bear only one hand weapon, only one ranged weapon, only one armor, only one cloak, and only one staff.*



Some possessions and artifacts do not have a class. There is no limit to the number of cards without a class that a character may bear.

When you play a card on a bearer, put it beneath the bearer with the left edge of the card visible, for its card title and any attribute bonuses it has.

You cannot voluntarily discard a card borne by your character.

See also **killed, leaving play, Man, Shadow cards, transfer.**

## bid

Players place secret bids for the right to determine who goes first in the game. (See **setting up the game.**) The bidding is done with black tokens, which will become burdens on your Ring-bearer.

Each player secretly places a number of burdens in his hand (you may bid zero). When all players are ready, simultaneously reveal the bids. The highest bid wins the right to choose where he goes in the turn order. Any choice is available.

Next, the second highest bidder chooses from the remaining positions in the turn order, and so on. Keep track of each player's bid, as these tokens will become burdens on his Ring-bearer.

If there are any ties, then the tied players resolve randomly who chooses first among them.

*Tom, Chuck, Tim, and Mike are playing, and the initial bids are Tom 3, Chuck 4, Tim 3, and Mike 1. Chuck wins the right to choose, and he chooses to go first (placing 4 burdens on his Ring-bearer). Tom and Tim are tied, so they flip a coin, and Tom wins the tiebreak. He chooses second (placing 3 burdens on his Ring-bearer). Tim chooses to go fourth (3 burdens), leaving third for Mike (1 burden).*

The first player sits down, and the others then sit in clockwise order around the table according to their choices.

If you bid a number of burdens equal to or higher than your Ring-bearer's resistance, your Ring-bearer becomes corrupted before the game starts and you lose the game.

## block symbol

The sites provided in sets from the *Shadows* expansion onward have a dark compass in the upper left corner. They have no site number.

The sites provided in Fellowship block sets have no block symbol. The sites provided in Tower block sets have site numbers identified with the Tower symbol (♣). The sites provided in King block sets have site numbers identified with the King symbol (♠).

Sites with different block symbols are alternatives to each other, not an extension of one another.

When a site's number is specifically mentioned in game text, that number uses a block symbol.

*Hobbit Stealth* ("Skirmish: At sites 1 to 5, cancel a skirmish involving a Hobbit. At any other site, make a Hobbit strength +2.") can cancel a skirmish only at a Fellowship block site. However, this card adds its strength bonus at any other site.

When an effect says "site X or higher," it applies only to sites from the Fellowship block.

When game text refers to "any site X," it applies to any adventure path, regardless of block symbol.

*A card which says "any site 5" works at site 5 and at site 5♣.*

See also **ally, format, roaming.**

## building your deck

Each player brings to the game at least 71 cards:

- a Ring-bearer, bearing The One Ring (2 cards),
- a draw deck of at least 60 cards, and
- a 9-card adventure deck.

You and your opponents must each have a deck built for the same **format**.

You may choose any character with the ringed resistance icon, or any version of Frodo, to be your Ring-bearer. You may choose any version of The One Ring. These two cards are not part of your draw deck (they do not count against your total of Free Peoples cards).

Your draw deck must have at least 60 cards and must have an equal number of Shadow cards and Free Peoples cards, shuffled together. You cannot have any copies of The One Ring or sites in your draw deck.

You may have up to four copies of each card title (ignoring subtitles) in your draw deck.

*You may have four copies of Aragorn, King in Exile in your draw deck, or you may have two copies of that card and two copies of Aragorn, Ranger of the North. You cannot have four copies of each of those cards, since they have the same title (although they have different subtitles).*

*Exception:* Since one copy of your Ring-bearer is always part of your starting fellowship, you may have only three copies of that character in your draw deck.

Your adventure deck must have exactly nine site cards in it. Each site must be different. The contents of your adventure deck depends on which format you are playing.

## burden

When your Ring-bearer loses will against the power of The One Ring, you place a burden token on him. Glass beads (preferably black) make good burden tokens, but anything you won't confuse with a wound will do.

There are many cards that add or remove burdens. Burdens are only placed on your Ring-bearer.

See also **active, corrupted, resistance.**

## card type

There are nine different card types in the game: The One Ring, site, companion, ally, minion, possession, artifact, event, and condition.

## character

Companion, ally, and minion cards are also collectively referred to as character cards.

## class

See **bearer.**

## collector's info

In the lower right corner of every card, you'll see a code like "4 R 12."

The first number is the set number.

The letter is the rarity code, with R for rare, U for uncommon, C for common, P for premium, and S for starter.

Last is the number for that card in the set.

The first time a card is printed, it gets a "●" first printing mark at the end of its copyright line. This mark is removed on any subsequent printings. There is no way to tell a second printing from a third, for example.

When a reprint card has its wording changed, that card gets an "A" revision mark at the end of its copyright line. When an "A" card is reprinted with a change, that card gets a "B." Cards have their wording changed for errata, clarifications, spelling errors, and game text convention changes.

## companion

A companion is a Free Peoples **character** in your fellowship.

Play companion cards in a row, near the other members of your fellowship already in play.

See also **resistance, The Rule of 9.**

## condition

A condition is a card representing a significant change in the world, which stays in play until discarded. Most conditions play to your support area. Other conditions tell you who their **bearer** can be.

A condition is always played during the fellowship phase (if it is a Free Peoples card) or the Shadow phase (if it is a Shadow card), even if it provides a special ability that is performed during a different phase.

## control

Shadow players may use effects to take control of sites on the adventure path. When you take control of a site, place that site in your support area, lengthwise.

A Shadow player may only take control of a site on the adventure path if all player markers are on sites with higher site numbers.

*When all player markers are at site 2 or higher, you may take control of site 1.*

When a Shadow player takes control of a site, the site on the adventure path with the lowest site number must be selected.

*An opponent controls site 1 and all player markers are at site 3 or higher, so you must take control of site 2.*

The game text of a controlled site cannot be used by any player. *Exception:* The keywords of a controlled site still apply.

*A player may "control a battleground."*

When your opponent controls a site from your adventure deck, it's still your site.

Some cards can replace a controlled site. Move any cards stacked on the site being replaced

to the new site, then return the old site to its owner's adventure deck.

See also **active**, **liberate**, **losing the game**.

### corrupted

If your Ring-bearer's **resistance** is reduced to zero, he is corrupted. (See **losing the game**.) Only your Ring-bearer can be corrupted.

There are cards that can corrupt the Ring-bearer, regardless of how many burdens he might have.

See also **bid**.

### cost

A cost of an **action** could be adding or removing twilight tokens, exerting a character, discarding a card, or any number of other possibilities. The costs for an action are usually listed before the word "to" (so the action takes the form of "pay X to do Y," with X being the cost and Y the **effect**).




If a card or special ability has a cost, you must pay that cost or you cannot use that card or special ability. (See **exert**, **Shadow phase(s)**.)

You must meet any requirements to play a card (or perform an action) before paying its costs. (See **spot**.)

*If a Free Peoples event requires you to spot twilight tokens, they must be there before you add tokens to pay for that card's cost.*


*Madril says, "Skirmish: If you have initiative, discard 2 cards from hand to wound a roaming minion Madril is skirmishing." You check that you have at least four cards in hand before you discard cards to pay for that ability's cost.*

When you pay the cost for an action, you cannot use that payment for more than one action.

*If you have two copies of Weapons of Isengard in play ("Shadow: Play an  archer to place an  token on this card."), playing a single  archer allows you to place a token on only one of those copies.*

If an action is prevented, its effects are ignored but its costs and requirements are still paid.

If a player is paying costs for a card and a **response** action occurs which modifies those costs, that player must continue to pay as many costs as he can, even if it is no longer possible to pay them all. If all the costs cannot be paid, that card has no effect.

*A Shadow player attempts to pay the cost for the special ability on Grishnákh, Orc Captain (A 3 vitality minion which reads: "Shadow: Exert Grishnákh twice and spot another  Orc to draw 3 cards..."). After exerting Grishnákh once, the Free Peoples player plays Unheeded to wound Grishnákh ("If a minion exerts, exert an unbound Hobbit to wound that minion."). In this case, the Shadow player is no longer able to exert Grishnákh the second time. Therefore, the Shadow player is not able to draw 3 cards.*

See also **discard pile**, **draw deck**, **twilight cost**.

### culture

Most cards are part of a specific culture. A card's color, its background texture, and an icon in its

upper right corner indicate its culture. Your deck may contain cards from several different cultures. Site cards and The One Ring are not part of any culture.



The culture names and icons are:

Free Peoples cards	Shadow cards
 Dwarven	 Dunland
 Elven	 Gollum
 Gandalf	 Isengard
 Gollum	 Men
 Gondor	 Moria
 Rohan	 Orc
 Shire	 Raider
	 Sauron
	 Uruk-hai
	 Wraith

You don't have to memorize these names, since cultures are always referred to with icons in game text.

See also **spot**.

### culture tokens

Some conditions tell you to "place an  token on this card" (or "a  token," and so on).

You can use any convenient markers for these tokens. They don't have to be any particular color. You can use the same tokens you're using for burdens or wounds, since these tokens are not placed on a character card.

See also **active**, **leaving play**.

### damage bonus

When the winning side in a **skirmish phase** has one or more characters with the keyword damage +1, then each losing character takes one additional wound for each damage +1. (Damage +2 adds two wounds, and so on.) This is called a damage bonus, which may be added to or removed by various effects.

*Aragorn wins a skirmish while facing two Orcs. If Aragorn has damage +1, then each Orc takes two wounds. But if both Orcs have damage +1 and they win the skirmish, then Aragorn takes three wounds instead.*

When a character with a damage bonus is given an additional damage bonus by a card or special ability, the bonuses are added together.

When an effect says that a character "loses all damage bonuses," that character cannot gain a damage bonus due to some other effect.

### damage +X

See **damage bonus**.

### dead pile

Killed Free Peoples characters are placed in your dead pile. The dead pile is separate from and next to your discard pile.

When you have a **unique** companion or ally in your dead pile, you cannot play another copy of that card, or any other card with the same title.

You may play another copy of a non-unique card that is in your dead pile.

When game text instructs you to place a character in the dead pile, that character has been killed.

See also **discard**, **leaving play**, **The Rule of 9**, **threats**.

### defender +X

During the **assignment phase**, if your assigned companion has the keyword defender +1, you may assign that character to one additional unassigned minion. Defender +2 allows that companion to defend against two additional unassigned minions, and so on. A character with defender +2 (or greater) satisfies any requirement for defender +1.

*Frodo and Aragorn face two Uruk-hai. The Free Peoples player could assign Aragorn to one and Frodo to the other. However, this version of Aragorn has defender +1, so he may be assigned to defend against both minions, leaving Frodo unharmed.*

When a character with defender +X is given an additional defender +X by a card or special ability, the bonuses are added together.



### discard

The default meaning of the word "discard" is "discard from play." Discarding from other locations (such as from your hand or from the top of your draw deck) is always specified.

Cards are discarded one at a time so all players can see which cards are being discarded.

When you discard a companion or ally to use its game text or as a result of some other effect, place that card in your discard pile (not your dead pile).

If a card is discarded when it comes into play, ignore any effects triggered when it comes into play. This includes effects from a minion's own game text (such as "When you play this minion...") and effects from other cards in play (such as "Each time you play...").

*If Watcher in the Water is in play ("While you can spot Watcher in the Water, discard all other minions...") and you play Goblin Runner ("When you play this minion, you may add "),  is not added.*

See also **bearer**, **discard to heal**, **killed**, **leaving play**.

### discard pile

Discard piles are always face-up. The order of your discard pile is irrelevant.

You may look through your own discard pile at any time, but you cannot look through an opponent's discard pile.

Some cards allow you to play a card directly from your discard pile. You must still pay any costs and meet requirements necessary for playing that card.

See also **discard**, **effect**, **moving cards**.

### discard to heal

As a fellowship action during your fellowship phase, you may spot a unique companion or unique ally with at least one wound and discard a card from your hand with the same card title

(it may have a different subtitle) to heal that character. (See **healing**.)

### draw deck

When you draw the last card from your draw deck, you don't lose the game. Continue with the cards you have in hand and in play.

Some cards allow you to play a card directly from your draw deck. You must still pay any costs and meet requirements necessary for playing that card. When you finish looking through it, reshuffle it and give the player to your right the opportunity to cut it. There is no penalty if you don't find (or choose not to play) a card you are looking for in your draw deck.

In the Starter Rules, if you have no cards in your draw deck, you are allowed to reshuffle your discard pile to make a new one once per game. Normally, however, you are not allowed to do this.

See also **building your deck**, **moving cards**.

### each time

This phrase you'll see in game text governs the timing of an action, just like the names of phases that are in phase actions. "Each time" is used if an effect can happen more than once. Each such effect has a trigger describing what makes it happen. The trigger is always described first, and followed by a comma.

*"Each time you play a possession or artifact on your companion, draw a card." If you play one possession, this game text activates once; if you play a second possession, it activates again, and so on.*

### effect

A effect of an **action** could be adding or removing twilight tokens, exerting a character, discarding a card, or any number of other possibilities. The effects of an action are usually listed after the word "to" (so the action takes the form of "pay X to do Y," with X being the **cost** and Y the effect).

The source of an effect is the card on which that effect is printed. Even though a card like an event may require a minion to exert to pay its cost, the source of that effect is the event card and not the minion.

Some cards have multiple effects that respond to the same kind of trigger. They count something in play, and when there is more of that thing, more effects happen.

*Uglúk, Servant of Saruman reads:*

*While you can spot 2 🗡️ trackers, Uglúk is strength +3.*

*While you can spot 3 🗡️ trackers, Uglúk is damage +1.*

*You don't have to spot 5 trackers to get both benefits. Three trackers is enough to satisfy the first requirement (if you have 3, you can spot 2) and the last requirement (spot 3).*

When an effect says a player should look at a card, that card is shown only to that player.

When an effect says to reveal a card, that card is shown to all players.

If the effect of a card or special ability requires you to perform an action and you cannot, you must perform as much as you can and ignore the rest. (See **limit**.)

*If the effect of an event requires you to discard 2 cards from your hand and you only have 1 card in hand, just discard the 1 card and ignore the rest.*

If the effect of a card or special ability requires you to choose one of two different actions, you must choose an action that you are fully capable of performing (if possible).

If an action plays a card from your hand (or discard pile) as part of its effect, then that card must be in your hand (or discard pile) before you can begin to perform that action.

*The Orc you play with They Are Coming ("Shadow: Discard 3 cards from hand to play a 🗡️ Orc from your discard pile.") cannot be one of the cards you discarded from your hand to pay the cost of that special ability.*

If you meet all the requirements and pay all the costs for playing a card, you may play that card even if the card will have no effect. **Exception:** If you perform an action that has playing a card from hand or discard pile as part of its effect, you must play that card. This exception applies to all kinds of actions and all the different ways you can play a card (except playing a card directly from your draw deck).

If something happens to prevent one effect which in turn would have prevented a second effect, the second effect is performed.

*Morgul Destroyer is played. ("When you play this minion, you may spot a Nazgûl to add 2 threats. The Free Peoples player may wound the Ring-bearer to prevent this.") The Free Peoples player wounds the Ring-bearer to prevent the threats from being added. The Free Peoples player then discards Sapling of the White Tree. ("Response: If a 🗡️ Man is about to take a wound, discard this artifact to prevent that.") Because Sapling has prevented the effect (a wound) that would have prevented Morgul Destroyer's effect, the threats are now added.*

See also **discard**, **modifier**, **twilight cost**.

### enduring

For each wound on a character with the enduring keyword, that character is strength +2.

### event

An event is a card played from your hand representing an important occurrence, which you discard after you play it.

Most event cards have a phase action that defines when you may play that card from your hand.

The game text on that event may be performed only once for each copy of that event played. You cannot play an event during a phase that does not match its phase action.

Discard an event after you play it, and before the next action is taken. (See **spot**.) Even after being discarded, an event often has an ongoing or delayed effect until the end of the phase, or until a specified phase or condition is met.

Some event cards affect only cards that are currently in play, even though their effects might seem to apply to cards played later in the same turn. These events take a "snapshot" of the current game state, and only those cards are affected.

*Eregion's Trails ("Maneuver: Exert a ranger to make each roaming minion strength -3 until the regroup phase.") affects only minions that are roaming when that event is played.*

*Deft in Their Movements (Regroup: "Spot 2 Hobbits to make each site's Shadow number -2 until the end of the turn.") affects only sites that are in play when it is played.*

See also **action**.

### exert

Sometimes you may exert a character by placing a wound on that card to show that the character takes an action that depletes his vitality.

If the cost of an action requires a character to exert X times, then that character must have X+1 or more vitality or that action cannot be performed.

Exerting a character is different from wounding a character, even though both require placement of a wound token. Cards that prevent wounds cannot prevent a wound token placed by exerting.

*Conceptually, wearing armor protects you from a sword strike (taking a wound token), but it won't help you lift a heavy weight (placing an exertion token).*

See also **exhausted**, **for each**, **healing**.

### exhausted

A character who has only 1 vitality remaining is exhausted.

*A character with a vitality of 2 is exhausted with a single wound. A character with a vitality of 1 is always exhausted.*

No player may **exert** a character who is exhausted. If the effect of an action says a character "must exert" and that character is exhausted, then nothing happens.

*A mount says, "At the start of each skirmish involving bearer, each minion skirmishing bearer must exert." If an exhausted minion is skirmishing a character bearing this mount, this exertion is ignored.*

To exhaust a character means to exert that character as many times as you can.

*If a card tells you to exhaust a character with a vitality of 3, then you must exert that character 2 times by placing 2 wound tokens.*

### fellowship phase

During your fellowship phase, you may perform fellowship actions in any order, including playing most Free Peoples cards. Finally, move your fellowship forward along the adventure path.

Two fellowship actions are always available:

- Play a Free Peoples **companion**, **ally**, **possession**, **artifact**, or **condition** from your hand to the table. (See **The Rule of 9**, **unique**.)



**• Discard to heal.**

You may find other fellowship actions on events in your hand, or as special abilities on cards you already have in play. (See **The Rule of 4.**)

When you have completed all of the fellowship actions you wish to perform, proceed to **moving your fellowship.**

See also **transfer.**

**fierce**

During a turn, after all normal skirmishes are resolved, surviving minions with the keyword fierce must be defended against a second time.

Players perform another **assignment phase** and then complete a separate **skirmish phase** for each fierce skirmish.

Players may again perform assignment actions (special abilities on cards in play with “Assignment:” and events with that keyword) using the **action procedure.**

The Free Peoples player then assigns defenders just as during the regular assignment phase, and then Shadow players assign any fierce minions that remain unassigned. (See **ally.**)

Then each defending companion fights in a separate skirmish phase, just as during the regular skirmish phases, in an order decided by the Free Peoples player.

*Aragorn is assigned to defend against a fierce Uruk-hai. In the normal skirmish phase, Aragorn wins and the Uruk-hai takes one wound. During the following fierce skirmish phase, the Free Peoples player may once more assign a companion to defend against the Uruk-hai. This companion may be Aragorn or may be a different companion.*

A minion must be in play and fierce at the start of the fierce assignment phase to participate in a fierce skirmish. During the fierce assignment phase, ignore any effect that results in assignment with a minion that is not fierce.

Once a minion is assigned in the fierce assignment phase, that minion’s fierce skirmish must be resolved, even if that minion somehow becomes no longer fierce.

**for each**

When an effect wounds (or exerts or heals) characters using the phrase “for each,” you may wound (or exert or heal) a character more than once. (See **toil.**)

*Aragorn, Wingfoot says, “Each time the fellowship moves, you may wound a minion for each unbound Hobbit you spot.” If you spot two unbound Hobbits, you may wound two minions each once or one minion twice.*

When a card says “for each companion over X,” that means the same as “do this Y times, where Y is the number of companions in the fellowship minus X.”

*Anduin Banks says, “For each companion in the fellowship over 4, add 2 to the minion archery total.” If there are 4 or less companions in the fellowship, nothing is added. For 5 companions, 2 is added; for 6 companions, 4 is added; and so on.*

**format**

Each game has one of the following formats:

- Fellowship block – only cards from sets 1, 2, and 3,
- Tower block – only cards from sets 4, 5, and 6,
- King block – only cards from sets 7, 8, and 10,
- War of the Ring block – only cards from sets 11, 12, and 13,
- Open – all cards allowed, including set 9 (*Reflections*) using only sites from set 11 onward (*Shadows*).
- Standard – a tournament format similar to Open, but including the X-List (see the Current Rulings document, available for download).

In the Open format and War of the Ring block, your adventure deck may include no more than three sites that have the same given Shadow number.

In the Fellowship block, Tower block, or King block, sites are numbered, and you must include one for each of the nine site numbers. (See **block symbol.**)

When you play a game using the Fellowship block, Tower block, or King block format, you cannot choose any **site** from your adventure deck when it is time to play a new site on the adventure path. Instead, the site which has the next consecutive site number must be played.

*When the first player moves for the first time, place a site with the site number of 2. If he moves again, place a site with the site number of 3.*

When you play a game using the Fellowship block, Tower block, or King block format, you do not add pool for the fellowship’s region number when you are **moving your fellowship.**

*Do not add 3 twilight tokens when the fellowship moves to a site in region 2, nor 6 when the fellowship moves to a site in region 3.*

See also **building your deck, losing the game.**

**Free Peoples cards**

Free Peoples cards represent the forces of good. Each player has his own fellowship, made up of a Ring-bearer and other companions. When you take your turn, you play and use your Free Peoples cards.

Free Peoples cards have a light colored circular field in the upper left corner.

See also **twilight cost.**

**Frodo**

See **Ring-bearer, Ring-bound.**

**healing**

When a wound is removed from a character, this represents resting or healing. When you “heal a character,” you remove one wound.

If a card tells you to “heal 2 companions,” you must choose two different companions to heal one time each (you cannot heal one companion twice).

Once a wound token is placed, whether from exerting or wounding, it can be healed by any effect that heals a wound.

Generally, your fellowship only heals at a **sanctuary** you reach on the adventure path.

See also **discard to heal, for each.**

**home site**

See **ally.**

**initiative**

At any time, either one side or the other side has initiative. The Free Peoples player has initiative while he has four or more cards in hand.

Otherwise, the Shadow has initiative. If there is more than one Shadow player, then all of those Shadow players have initiative when the Free Peoples player does not.

*Besieging Pike says, “If you have initiative, bearer is strength +3.” Since this is a Shadow card, it only gets this bonus when the Free Peoples player has 3 or fewer cards in hand (the cards in the hands of the Shadow players don’t matter).*

See also **cost.**

**keyword**

Each card has one or more keywords that identify it. Most keywords are **unloaded keywords**, with no special rules (although they may be referenced by other cards). Keywords with rules are called **loaded keywords.**

Though a word which appears in the title or subtitle of a card may be the same as a keyword that exists in the game, that title or subtitle does not confer the keyword on that card.

*“Úlairë Attëa, The Easterling” does not have the keyword “Easterling” in his game text, so he is not an Easterling.*

**killed**

When a character’s **vitality** is reduced to zero, that character is immediately killed. Reducing a character’s strength to zero does not kill that character. (See **wound, overwhelmed.**)

Place killed Free Peoples characters in your **dead pile.** Place killed minions in your discard pile.

When a card that provides a vitality bonus for its bearer is discarded, that bearer is immediately killed if his vitality is then reduced to zero.

See also **leaving play, losing the game.**

**kinds of cards**

Most cards in *The Lord of the Rings* TCG are one of two basic kinds: Free Peoples or Shadow. There are also sites and The One Ring, which are neither Free Peoples cards nor Shadow cards.

**leaving play**

When a card (other than a **site**) leaves play for any reason, any cards played on that card (or borne by or stacked on that card) are discarded. Any tokens on that card are removed.

**liberate**

A Free Peoples player may have a card effect that allows him to liberate a site. Only a site that another player **controls** may be liberated. You cannot liberate a site on the adventure path, a site in any adventure deck, or a site you control.

When you liberate a site, place it back on the adventure path. Any cards on that site are discarded. You must liberate the site with the highest site number controlled by one of your opponents first, regardless of which opponent controls that site. (If you control the site with the highest site number, you must liberate the next highest site controlled by an opponent.)

### limit

When a card has a limit, such as “(limit +3),” the limit applies to that card for an entire phase.

*Trust Me As You Once Did* reads: “Skirmish: Exert Gandalf to make a companion strength +1 for each companion with the Gandalf signet you can spot (limit +3).” With one copy in play, assuming you have sufficient signets and exertions, during a single skirmish phase:

- You may add +3 to one companion in a single action (if you can spot at least 3 signets).
- You may add +1 to three different companions in three different actions (if you can spot only 1 signet).
- You may add +2 to one companion and +1 to another in two different actions (if you can spot only 2 signets). Once the limit is reached, no more may be added, and the last +1 is ignored.

A limit does not span multiple phases.

*Trust Me As You Once Did* could be used for +3 in each of two or more separate skirmish phases during the same turn.

A limit does not apply to a different copy of the same card.

With two copies of *Trust Me As You Once Did* in play, you could give up to +6 in strength bonuses during a single skirmish phase (+3 from one copy, and +3 from the other).

See also **effect**.

### loaded keyword

Card type and class (see **bearer**) are loaded keywords. Other loaded keywords include **ambush**, **archer** (see **archery phase**), **damage +X** (see **damage bonus**), **defender +X**, **enduring**, **fierce**, **lurker**, **muster**, **Ring-bearer**, **sanctuary**, **toil**, and **unhasty**.

See also **keyword**.

### look at

See **effect**.

### loops

Occasionally, a game will reach a state in which a set of **actions** can be repeated forever.

If a loop contains one or more optional actions and one player controls them all, that player chooses a number. The loop is treated as repeating that number of times, or until another player intervenes with his own action, whichever comes first.

*A player wishes to repeatedly use the ability of Sam, Faithful Companion* (“Fellowship: Play Bill the Pony from your draw deck.”). He chooses a number of times this action will take place. The action is treated as repeating that number of times unless another player intervenes with a different action.

If a loop contains one or more optional actions each controlled by different players and actions by both are needed to continue the loop, the Free Peoples player chooses a number. The Shadow player then has two choices:

- He or she can choose a lower number, in which case the loop continues that number of times, with a final action in that loop by the Free Peoples player.
- He or she can agree to the number chosen by the active player, in which case the loop continues that number of times, with a final action in that loop by the Shadow player.

*The Free Peoples player has Sméagol, Slinker* (“Skirmish: Add a burden to make Sméagol strength +2...”) skirmishing a minion at Anduin Banks (“Skirmish: Spot your minion and remove a burden to make that minion strength +2.”). The repeated adding and removing of a burden for strength bonuses creates a loop, so the Free Peoples player names a number of iterations for these actions. The Shadow player then has two choices:

- He may name a lower number of iterations. The loop would continue for that many iterations, with the Free Peoples player taking the final action (adding one final action at the end of the loop, if necessary for the Free Peoples player to have the final action).
- He may agree with the Free Peoples player’s choice of iterations. The loop would continue for that number of iterations, with the Shadow player taking the final action (adding one final action at the end of the loop, if necessary for the Shadow player to have the final action).

### losing the game

A player loses the game if his Ring-bearer is **killed** (see **overwhelmed**), unless he uses game text allowing another character to carry on as Ring-bearer.

*Many versions of Sam may become the Ring-bearer if Frodo is killed.*

When a new character becomes your Ring-bearer, he is not wearing The One Ring, even if the old Ring-bearer was wearing it when he was killed.

A player also loses the game if his Ring-bearer becomes **corrupted**.

If a player loses a game and there are at least two other players remaining, remove his player marker and all of his cards from play (and discard any opponent’s cards that were on them).

Remove his sites both on the adventure path and under another player’s **control** in numerical order, then each opponent, starting to the player’s right and proceeding counter-clockwise, chooses a site from his adventure deck to replace each one removed. *Exception:* In a game using the Fellowship block, Tower block, or King block **format**, instead replace each site with the corresponding number from the appropriate opponent’s deck.

If a losing player has sites under his control, replace them first (using the above procedure) and then **liberate** them.

The other players complete the losing player’s turn.

See also **winning the game**.

### lurker

During the skirmish phase(s), the Free Peoples player must resolve all skirmishes involving minions who do *not* have the lurker keyword before he may choose to resolve any skirmishes involving one or more minions who do have it.

### Man

The race of “Man” includes women of the appropriate culture.

*A possession that requires a ♀ Man bearer may be borne by a ♀ female character who has the race of “Man.”*

### maneuver phase

During this phase, players may perform maneuver actions (special abilities on cards in play with “Maneuver:” and events with that keyword) using the **action procedure**.

When all players consecutively pass, proceed to the archery phase. If there are no minions left after the maneuver phase, then skip directly to the regroup phase.

### may not

Some older cards use the phrase “may not.” In all such cases, this means “cannot.”

### minion

A minion is a Shadow **character** that attacks other players’ fellowships.

A minion is played to the center of the table, across from the **active** fellowship.

See also **roaming**.

### modifier

When a card specifically names itself in its game text, that card can be modified by its own game text when played. Otherwise, the modification takes effect only after the card is in play.

*Orc Ambusher* says, “The roaming penalty for each ♀ minion you play is –1.” It does not specifically name itself, so this does not apply to *Orc Ambusher* when it is played.

*Éomer, Third Marshal of Riddermark* says, “While you can spot a ♀ Man, Éomer’s twilight cost is –1.” This specifically names Éomer himself, so it does apply to Éomer when he is played.

*Grishnákh, Orc Captain* says, “The site number of each ♀ Orc is –3.” This does not apply to *Grishnákh* when you play him, but he is himself a ♀ Orc, so his site number would be reduced after he entered play.

Each time a value is used, all applicable modifiers to that value are reapplied. If the result at that point is then less than zero, that result is changed to zero. (Numbers can go below zero until the final check is made.)

*Frodo (strength 3) bears The One Ring, The Ruling Ring (strength +1). His strength is 4. During a skirmish, Enduring Evil is played* (“Skirmish: Spot X burdens to make a character skirmishing a ♀ Orc strength –X.”), spotting 6 burdens on Frodo.

*Frodo's strength is  $3 + 1 - 6 = -2$ . This is reset to zero. Hobbit Intuition is played ("Skirmish: ...make a Hobbit strength +3.") All applicable modifiers are reapplied to Frodo's strength. He has strength 3 (Frodo) +1 (Ring) - 6 (Enduring Evil) + 3 (Intuition) = 1.*

The order of modifiers doesn't matter, since every applicable modifier is reapplied each time a value is used.

Modifiers are not recalculated when they are reapplied. The same modifiers are just applied again.

*Merry, Friend to Sam reads: "Skirmish: If Merry is not assigned to a skirmish, exert him twice to add his strength to another companion." If Merry's strength is changed later during a skirmish after you have used this ability, the amount already added to the other companion does not change.*

See also **twilight cost**.

### mounted

A mounted character means one who is "bearing a possession with the class of mount." (See **bearer**.)

### move limit

During each of your turns, your fellowship must move once, and may move a number of times up to your move limit.

In a two- or three-player game, your move limit is two. In a game with four or more players, your move limit is equal to the number of your opponents when the game begins. During your regroup phase, you may decide to move your fellowship again, subject to this move limit.

If the move limit is modified for a turn, then that modification is in effect for the whole turn, even if the conditions for the modification change.

### moving cards

Whenever you move a card from one pile to another (such as shuffling a card from your discard pile into your draw deck), you must reveal that card to all players so they can verify that the correct card was moved.

### moving your fellowship

During each of your fellowship phases, when you are finished performing fellowship actions, your fellowship must move forward to the next site on the adventure path. You may also move at the end of your regroup phase, subject to the **move limit**.

Place your player marker on the next site on the adventure path. If there is no site there yet (as is the case for the first player in the first turn), then a new **site** must be played from one of the Shadow players' adventure decks.

When you move your player marker to the next site, first perform any actions triggered by leaving the old site. Then perform actions that say, "When the fellowship moves..." Then, perform actions that occur when moving to the new site. Finally, you must add tokens to the twilight pool as follows:

- Add the number of twilight tokens indicated by the Shadow number of the site you're moving to.
- Add 3 twilight tokens if you are in **region 2**, or 6 twilight tokens if you are in **region 3**. (You may find it easier to remember this: add 3 if you've passed the sanctuary at site 3, or add 6 if you've passed the sanctuary at site 6). *Exception:* See **format**.
- Add 1 twilight token for each companion in your fellowship.

*You move a fellowship of four companions to a site 5 that has a Shadow number of 2. You add 2 twilight tokens for the Shadow number, 3 tokens for the region (region 2), and 4 tokens for your companions, for a total of 9 twilight tokens added to the twilight pool.*

After you have completed any moving actions and have added twilight tokens to the twilight pool, the fellowship has moved to the new site (and the game text there can be used).

When you have finished moving your fellowship, proceed to the Shadow phase(s).

### muster

At the start of the regroup phase, for each of your characters who has the muster keyword, you may discard a card from hand, then draw a card. You must discard all at once.

*If you have two muster characters, you cannot choose to discard a card, draw a card, then discard another card and draw a card. You must instead choose to discard 0, 1, or 2 cards, then draw that same number of cards.*

### non-unique

All cards that do not have a dot (•) before their card title are non-unique. This means that all players may have multiple copies of those cards in play at one time.

If you have multiple copies of a non-unique card in play, the effects of those copies are cumulative.

See also **unique**.

### The One Ring

This card type represents the uniquely powerful item that is the focus of the story of *The Lord of the Rings*. In the middle of the card, The One Ring has its subtitle. It has no twilight cost.

*There are several versions of The One Ring, represented by different cards, but you'll only use one version at a time.*

See also **building your deck, culture, kinds of cards, overwhelmed, Ring-bearer**.

### opponent

If you are the Free Peoples player, all Shadow players are your opponents. If you are a Shadow player, only the Free Peoples player is your opponent (not other Shadow players).

### overwhelmed

If the total strength of one side in a **skirmish phase** is at least double the total strength of the other side, all the characters on the losing side are overwhelmed and **killed** (regardless of how many

wounds or how much vitality each has). When a character is overwhelmed, that character does not take any more wounds — he simply dies.

A side with a total strength greater than zero will overwhelm a side whose total strength is zero. If the strength of both sides is zero, the Shadow side wins the skirmish (but does not overwhelm). When the Ring-bearer is overwhelmed, he is killed, regardless of whether he wears the Ring. See also **leaving play**.

### phase action

Phase actions include performing special abilities and playing **event** cards.

During each phase of a turn, one or more players are allowed to perform phase actions that use a word matching the name of that phase. These words are printed in boldface and followed by a colon. (See **condition**.)

Each phase action lasts for the duration of the phase named in the boldface word (unless otherwise specified).

*The effects of a phase action with the keyword Skirmish: last only for the skirmish phase in which it is used.*

Each phase action must be completely performed before another phase action can be performed. Phase actions cannot be combined.

*If one card says, "Fellowship: Play an Elf from your draw deck" and another card says, "Fellowship: Play an Elf to draw a card," you cannot play one Elf from your draw deck to draw a card. You must choose one phase action or the other.*

If a phase action can be played in multiple phases (for example, "Maneuver or Skirmish:"), its action type is of the phase during which the action is taken.

See also **action, cost, effect, response**.

### possession

A possession is a weapon, suit of armor, or other kind of object used by a character.

Most possessions tell you who their **bearer** can be. Other possessions play to your support area. See also **transfer**.

### race

See **Man, unloaded keyword, Uruk-hai**.

### reconcile

A player reconciles his hand as follows:

- He may first discard one card from his hand.
- If he then has less than eight cards in his hand, he must draw cards until he has eight.
- Otherwise (when he has more than eight cards in his hand), he must discard from his hand until he has only eight.

See also **regroup phase**.



**region**

Sites 1-3 are in region 1, sites 4-6 are in region 2, and sites 7-9 are in region 3.

See also **moving your fellowship**.

**regroup phase**

During the regroup phase, players may perform regroup actions (special abilities on cards in play with “Regroup:” and events with that keyword) using the **action procedure**.

When all players consecutively pass, each Shadow player must **reconcile** his hand.

Then, at the end of the regroup phase, if you are the Free Peoples player, you must select one of the following two choices:

- **Moving your fellowship** to the next site, subject to the **move limit**, and returning to the Shadow phase(s).
- Or, reconciling your hand. Then the Shadow players discard all minions in play (and cards borne by them), and your turn ends.

**replace**

See **site, unique**.

**requirement**

See **cost**.

**resistance**

Companion cards have resistance. This number represents a companion’s ability to withstand the lure of The One Ring. Some characters have a ring around their resistance icon, meaning they can be chosen begin the game as your Ring-bearer. (See **building your deck**.)

Companions preceding the *Shadows* expansion set (other than versions of Frodo or Sam) do not have their resistance printed on the card. These companions have a resistance of 6.

Allies have a resistance of zero.

Each **burden** on your Ring-bearer reduces the resistance of *every* companion in your fellowship by 1.

If your Ring-bearer’s resistance is reduced to zero, he is **corrupted**, and you lose the game. If the resistance of any of your other companions is reduced to zero, there is no immediate penalty, though your opponent may play Shadow cards to take advantage of this.

**response**

A special ability or event labeled with the word “Response:” indicates that you may perform that **action** whenever the trigger described in its game text happens.

You may respond more than once to the same situation.

A response action is not a **phase action** (because there is no “response phase”).

Some responses are performed when a described situation is “about to” happen. Typically, only one such response can be performed in a given situation, because its effect will “prevent” that situation or replace it with another effect “instead.”

*Isildur is wearing The One Ring. Answer to All Riddles. (“While wearing The One Ring... each time he is about to take a wound in a skirmish, add a burden instead.”) The Free Peoples player has Sapling of the White Tree in play. (“Response: If a \* Man is about to take a wound, discard this artifact to prevent that.”) Isildur loses a skirmish and is about to take a wound. Because the required action of The One Ring causes a burden to be added “instead” of a wound, the optional action of Sapling of the White Tree cannot be used, as the situation it responds to no longer exists.*

See also **action procedure, cost, effect**.

**reveal**

See **effect**.

**Ring-bearer**

One Free Peoples character always begins the game as your Ring-bearer. (See **building your deck**.) He bears The One Ring for you, much as when Frodo carried the Ring in his pocket or on a chain around his neck.

If a character other than Frodo is your Ring-bearer, you cannot play any version of Frodo with the Ring-bearer keyword during the game.

While wearing The One Ring, your Ring-bearer can perform all normal actions such as moving and skirmishing. He may defend against attacking minions as usual.

The Ring-bearer cannot be discarded or returned to your hand, and skirmishes involving the Ring-bearer cannot be cancelled.

*If Sméagol is the Ring-bearer, you cannot play Be Back Soon to discard him (“Maneuver: Discard Sméagol to discard a minion...”), or Sneaking to cancel his skirmish (“...cancel Sméagol’s skirmish if he has more vitality that the minion or minions he is skirmishing.”).*

*If Frodo is the Ring-bearer, you cannot use Frodo’s Cloak to cancel his skirmish (“...add a burden and discard Frodo’s Cloak to cancel a skirmish involving Frodo.”)*

See also **losing the game, overwhelmed, starting fellowship**.

**Ring-bound**

Only companions can be Ring-bound (not allies or minions).

All versions of Frodo and Sam are Ring-bound.

See also **starting fellowship, unbound**.

**roaming**

Each minion is normally played to a certain range of sites beginning with the minion’s site number. If the minion is played to (or is currently at) a site that has a lower **site** number, that minion is roaming. The player must pay a roaming penalty by removing an additional two twilight tokens when playing that minion.

**Block symbol** has no effect on whether a minion is roaming or not.

*A minion with a site number of 4 must remove 2 more twilight tokens to play at site 3 (or site 3 $\blacksquare$ ). If that same minion plays to site 4 (or site 4 $\blacksquare$ ), there is no roaming penalty. If he survives the fellowship’s*

*first move to 3, he would no longer be roaming when the fellowship moves to site 4.*

**The Rule of 4**

Some card **effects** allow you to draw cards in the fellowship phase. You cannot draw (or take into hand) more than 4 cards during your fellowship phase.

This applies to cards taken into hand by any means. This does not apply to cards drawn “at the start of each of your turns.”

**The Rule of 9**

You cannot have more than nine total companions in play and in your dead pile at any time. (Each copy of a companion in play or in your dead pile counts as a separate companion, whether it is unique or non-unique.)

*If you have \*Merry (a unique companion) and two copies of Dwarf Guard (a non-unique companion) in your dead pile, you cannot have more than 6 companions in your fellowship.*

**Sam**

See **losing the game, Ring-bound**.

**sanctuary**

A sanctuary is any **site** 3 or site 6 on the adventure path. Sites preceding the *Shadows* expansion set mark this with a keyword.

At the start of your turn when your fellowship is at a sanctuary, you may heal up to 5 wounds from your companions (not allies). (See **healing**.) You may choose to heal 5 different companions once, or one companion twice and another three times, or any other combination. You don’t have to heal any wounds at all – you may choose any number from zero to 5.

**setting up the game**

Players need a supply of wound tokens (preferably red) and twilight tokens (preferably black). Each player will also need a player marker (a differently-colored token) that shows where his fellowship is on the adventure path.

Players **bid** to determine who goes first.

Place your **adventure deck** face down in a pile on the table.

The first player chooses any site from his adventure deck and places it on the table to begin the adventure path. This becomes site 1. Each player places his player marker onto that site.

Place the adventure path off to the side, opposite from the twilight pool. That leaves room in the middle of the table for minions.

Players then select and reveal their **starting fellowships** in player order. (In tournament play, you may change your starting fellowship from game to game.)

The rest of your cards form your draw deck. Shuffle your draw deck, give the opponent on your right the opportunity to cut it, and draw eight cards to form your starting hand.

**Shadow cards**

Shadow cards represent the forces of evil and corruption. When another player takes his turn,

you play and use your Shadow cards to hinder that player.

Shadow cards have a dark colored diamond-shaped field in the upper left corner.

A Shadow player cannot play a Shadow artifact, condition, or possession on another Shadow player's minion, or to another player's support area. However, Shadow cards may give bonuses or other game effects to other players' Shadow cards, and Shadow players may play events for other players' Shadow cards as appropriate.

*A Shadow player's minion may receive a strength bonus from another Shadow player's condition.*

See also **twilight cost**.

### Shadow phase(s)

After your fellowship phase, each other player in the game, starting with the player immediately to your right, has one Shadow phase.

During each player's Shadow phase, that player may perform Shadow actions in any order, including playing most Shadow cards.

One Shadow action is always available:

- Play a Shadow **minion**, **possession**, **artifact**, or **condition** from your hand to the table. (See **unique**.)

A Shadow player may find other Shadow actions on events in his hand, or as special abilities on cards he already has in play.

When one Shadow player has completed all of the Shadow actions he wishes to perform, the next Shadow player to his right (if any) then performs a Shadow phase.

Shadow players may converse and plan among themselves. They may name cards in their hands, but they cannot actually show each other those cards. They may make agreements, but those agreements are not binding.

You may use (and exert) another player's character to pay a cost for your Shadow card or special ability.

When all Shadow players have each completed a Shadow phase, proceed to the maneuver phase. If there are no minions in play at the end of the final Shadow phase, then skip directly to the regroup phase.

See also **twilight cost**.

### signet

Some Free Peoples character cards have a signet, found in the lower left corner of the card. Cards with the same signet generally give bonuses to each other and work well in the same deck.



Each signet is based around an important character in the story. The available signets are Aragorn, Frodo, Gandalf, and Théoden.

### site

Site cards represent locations in Middle-earth, and are used to chart the progress of the game. Nine sites are placed in your **adventure deck**. (See **building your deck**.)

Site cards have a dark compass in the upper left corner. This symbol is used on sites from the *Shadows* expansion set onward, differentiating

them from sites found in previous sets (which use a different compass symbol, and may also use a **block symbol**).

If your fellowship moves to a site that has not been played yet, one of the Shadow players must place a new site on the adventure path. (See **moving your fellowship**.) To determine which player, look at the site you are moving from. Each site has an arrow at the bottom center of the card. This indicates who is to play the new site, with  meaning the Shadow player to your right and  meaning the Shadow player to your left. In a two-player game, there is only one Shadow player at a time, so that player always plays the new site.

That player looks through his adventure deck and chooses any site to play as the next site. It takes on the next consecutive number on the adventure path as its site number. It also takes on a **region** number. *Exception:* See **format**.

*The first time the first player moves during the game, a Shadow player looks through his adventure deck and chooses the next site to place on the adventure path. It becomes site 2. The next time a site is added after that, it will be site 3. Both of those sites are in region 1.*

You may play a copy of a site on the adventure path even if an opponent's copy was already played as an earlier site and is still **active**. The copies are treated as different sites, with each given a different site number.

Some cards allow a player to play the next site on the adventure path at times when the fellowship is not moving. These may be used even when the next site is already there. In such cases, the new site replaces the old one; put the old site back in its owner's adventure deck. The new site takes the same site number the old site had, so that there is always only one site 1 in play, one site 2, and so on. When a site is replaced, all cards played on or stacked on the old site are moved to the new site.

Shadow players may take **control** of sites on the adventure path and the Free Peoples player may **liberate** controlled sites. Various card effects refer to these controlled sites as well.

See also **culture**, **kinds of cards**.

### skirmish phase(s)

When the **assignment phase** is complete, each defending character will fight in a separate skirmish phase. In an order decided by the Free Peoples player, skirmishes are resolved one at a time by conducting a skirmish phase for each.

During each skirmish phase, players may perform skirmish actions (special abilities on cards in play with "Skirmish:" and events with that keyword) using the **action procedure**. Each skirmish action lasts only for a single skirmish. When all players consecutively pass, proceed to resolve that skirmish.

If the total strength of one side is more than the strength of the other side (but less than double), the side with the most strength wins that skirmish. (If there is a tie, the Shadow side wins.)

Place one wound on each character on the losing side. (See **damage bonus**, **killed**, **overwhelmed**.)

*If Aragorn, with strength of 8, faces two Orcs, each with strength of 3 (total strength of 6), then Aragorn wins that skirmish and each losing Orc takes one wound.*

If all characters of one side are removed during a skirmish before strength has been totaled, the skirmish resolves and the other side wins.

If all characters of one side are removed from a skirmish before that skirmish begins, that skirmish does not occur.

A character is "skirmishing" or in a skirmish "involving" that character only while the skirmish phase that character is assigned to is happening.

*Smeagol, Slippery Sneak ("Skirmish: Add threats equal to the total vitality of minions Smeagol is skirmishing to discard Smeagol.") and Frodo are each assigned to different skirmishes. The Free Peoples player chooses to resolve Frodo's skirmish first. He cannot use Smeagol's ability during Frodo's skirmish.*

A losing character is any character on the losing side in a skirmish when it resolves. Also, any character removed during his or her skirmish is a losing character, even if that character's side eventually wins. That character is not wounded (or overwhelmed) when the skirmish resolves.

*Boromir, bearing a Blade of Gondor ("Skirmish: Exert Boromir to wound an Orc or Uruk-hai he is skirmishing.") faces two Uruk-hai who each have only 1 vitality remaining. Boromir exerts once to use the Blade and kill one of the Uruk-hai. That Uruk-hai is a losing character. If the surviving Uruk-hai goes on to win the skirmish, Boromir will be a losing character, and that second Uruk-hai will be a winning character.*

If a skirmish is canceled, it ends immediately with no winner or loser.

When a skirmish resolves (or is canceled) for any reason, no more skirmish actions may be taken.

A skirmish phase ends after all actions triggered by winning or losing that skirmish have resolved. At this point, characters who were involved in that skirmish are no longer assigned.

A surviving minion or companion may skirmish again this turn if the fellowship makes another move (or if the minion has the keyword **fierce**).

Once a skirmish phase has finished, the Free Peoples player must select another defending companion (one who is still assigned to a minion), and perform another skirmish phase.

When all skirmishes (both normal and fierce) have been resolved, proceed to the regroup phase. See also **enduring lurker**.

### special ability

Besides events, other types of cards may have a **phase action** as a part of their game text called a special ability, which may be used only while the card is in play. The boldfaced word defines when you may do so.

Each special ability is optional; you don't have to use it if you don't want to. You may use each special ability as many times as you like (even repeatedly during the same phase), as long as you meet the requirements for it and pay its costs.

See also **action**.

### spot

The word spot sets up a requirement for playing a card or using a special ability in conjunction with a noun such as, "To play, spot an Elf." This is equivalent to, "An Elf must be in play and active for you to play this card."

*Cards in your dead pile are active during your turn, but they're not in play. You can't spot a card in your dead pile.*

Normally, you don't have to spot all the cards in play that meet the requirement if you don't want to.

*If a card says, "for each Elf you spot" and there are 2 Elves in play (and active), you may choose to spot 2 Elves, 1 Elf, or none.*

However, if a card says, "you can spot," that means you don't have a choice and you have to spot anything and everything that meets the requirement.

*"While you can spot The Balrog, skip the archery phase" means you can't make a choice (it either works or it doesn't).*

To spot a "Free Peoples culture" means to spot any Free Peoples card of that culture. You cannot spot a Gollum culture Shadow card to spot a Free Peoples culture.

Events are not in play and can never be spotted.

See also **stack**.

### stack

Stacking a card is not playing a card. Stacked cards are placed face up and may be looked at by any player at any time.

Stacked cards are not in play and are not active. You cannot spot them. They do not count for uniqueness. A stacked unique card may be in play elsewhere. Multiple copies of the same unique card may be stacked together.

See also **leaving play, liberate, site**.

### start of turn

When your turn begins, remove all tokens from the twilight pool. (The pool begins the game empty, so this is not necessary on the first turn of the game.)

Then you complete any "at the start of each turn" (or "at the start of each of your turns") actions. Each of these actions may be performed only once per turn.

See also **sanctuary**.

### starting fellowship

Your fellowship begins with a character bearing The One Ring. This can be any character with the ringed resistance icon, or any version of Frodo. That character gains the keywords Ring-bearer and Ring-bound, if he does not already have them.



Place your Ring-bearer face up on the table.

Place The One Ring under your Ring-bearer (so the title is showing) and place on him the burdens that you **bid**.

You may then play other companions (not allies, possessions, artifacts, or conditions) one at a time from your draw deck, as long as the total twilight cost of these companions is 4 or less. The twilight cost of your Ring-bearer is not included in this total.

Don't place any tokens into the twilight pool for the cards in your starting fellowship.

One companion you play may effect the play of a later companion you play.

*Some versions of Éomer cost 3, but read, "While you can spot a  Man, Éomer's twilight cost is -1." If you play another  Man who costs 2 first, you can spot him to play Éomer, as the total cost of your starting companions will be 4 instead of 5.*

You may use "When you play" game text on a starting companion.

In the Starter Rules, players select their starting fellowships based upon which deck they have.

See also **active**.

### strength

See **killed**.

### support area

Your support area is a row of cards behind your fellowship.

See also **Shadow cards**.

### threats

A threat is a token placed on the dead pile by the Free Peoples player. The same tokens that are used for wounds can be used for threats.

There are many cards that add or remove threats, much in the same way that burdens are added or removed. However, threats cannot be added if the number of threats on the dead pile is equal to or greater than the number of companions in play.

*If the dead pile has four threats and there are four companions in play, no more threats may be added. Sometimes a companion will be discarded, and there will be more threats than companions in play.*

When a companion or ally is killed and that card is placed in the dead pile, the Free Peoples player counts the number of threats on the dead pile and then removes them. Then the Free Peoples player must assign a number of wounds equal to the number of threats removed to his companions in any way he wishes.

*If there are three threats on the dead pile when an ally is killed, the Free Peoples player must remove those tokens and assign three wounds to his companions (not allies). This may be three wounds to one companion, one wound each to three different companions, or any other possible combination.*

See also **active**.

### token

See **burden, culture tokens, wound, threats, twilight pool**.

### toil

When you play a card that has the toil keyword, you may reduce its twilight cost by the number specified. You do this by exerting one of your characters of the same culture as that card.

You may exert multiple characters of the same culture. Each different character you exert reduces the twilight cost by the number specified. You may exert a given character only once when playing a toil card.

### transfer

You may transfer an artifact or possession between your Free Peoples characters during your fellowship phase by paying the twilight cost for that artifact or possession again. (Minions cannot transfer artifacts or possessions.)

Both characters involved in the transfer must be at the same site. (See **ally**.)

An artifact or possession may be transferred only to a character who may bear it. (See **bearer**.)

Transferring a card is not playing that card, even though you must pay its twilight cost. "When you play" game text is not performed when transferring a card.

### turn sequence

Each player, going clockwise around the table, takes turns according to the following turn sequence.

Remove all tokens from the twilight pool.

Perform any "start of turn" actions.

#### 1. Fellowship Phase

Perform fellowship actions

Move to the next site

#### 2. Shadow Phase(s) – one for each Shadow player

Perform Shadow actions

#### 3. Maneuver Phase

Perform maneuver actions

#### 4. Archery Phase

Perform archery actions

Conduct archery fire

#### 5. Assignment Phase

Perform assignment actions

Assign defenders

#### 6. Skirmish Phase(s) – one for each skirmish

Perform skirmish actions

Resolve that skirmish

#### 7. Regroup Phase

Perform regroup actions

Reconcile Shadow players' hands

Free Peoples player chooses:

move to the next site (*return to Shadow phase*)

reconcile, and Shadow players discard all minions in play.

When one player finishes his turn, the next player in clockwise rotation (to his left) takes a turn and so on.



Although the turn order rotates to the left (clockwise), note that many other procedures in the game actually rotate to the right (counterclockwise).

### twilight cost

In the upper left corner of each Free Peoples and Shadow card is that card's twilight cost. This is the number of twilight tokens that must be added to or removed from the twilight pool to play that card.

When you play a Free Peoples card, you must add a number of twilight tokens (from the reserve) to the twilight pool equal to that card's twilight cost.

When your opponent plays a Shadow card, he must remove a number of twilight tokens from the twilight pool equal to that card's twilight cost. A Shadow card cannot be played if its twilight cost cannot be met by the tokens available in the twilight pool.

All Shadow players pay for cards by using the same twilight pool. The second Shadow player uses twilight tokens left over from the first Shadow player, and so on.

Cards already in play that affect another card's twilight cost have that effect only when the card to be modified is coming into play.

*A Free Peoples player uses the site text of Rohirrim Road ("Fellowship: Exert an Elf to make the twilight cost of each condition and possession +2 until the end of the turn."). That player then uses Catapult during that turn ("Maneuver: Discard 2 cards from hand to reveal the top card of an opponent's draw deck. Choose an opponent who must discard a Shadow card that has a twilight cost that is the same as the twilight cost of the revealed card."). Catapult reveals a condition from the top of an opponent's deck. The condition's twilight cost is not modified by the site text of Rohirrim Road, because the condition is not coming into play.*

See also **cost**, **discard pile**, **draw deck**.

### twilight pool

The twilight pool is an area on the table where twilight tokens are placed. The tokens in the twilight pool represent how dangerous the world is for the fellowship. Glass beads (preferably black) make good twilight tokens, but any convenient tokens will do. Keep a large reserve of twilight tokens handy.

In game text, you will find phrases like "Add ●" which means, "Add 1 twilight token to the twilight pool."

See also **start of turn**, **twilight cost**.

### unbound

Only companions can be unbound (not allies or minions). Any companion without the **Ring-bound** keyword is an unbound companion.

### unhasty

The Free Peoples player cannot assign a character with this keyword to a skirmish unless it is at its

home site (see **ally**) or when a ♣ card allows it do so.

Shadow players may assign any leftover unassigned minions to unhasty companions.

See also **assignment phase**.

### unique

Many character, possession, artifact, and condition cards represent a thing that there is only one of. Such a card has a dot (●) before the card title and is unique. When a unique card is in play and currently **active**, you cannot play another card that has the same title.

*You may have only one card with the card title of ●Gandalf in play at one time. Other players may also have a card with the title of ●Gandalf in play, but only one is allowed per player.*

Two cards represent the same thing if they have the same card title (even if their subtitles or collector's info are different) or they have the same collector's info (even if their titles and subtitles are different). Two cards can have the same card title even if they are in different languages.

*The cards Gandalf's Staff, Walking Stick and Gandalf's Staff (no subtitle) represent the same thing.*

You cannot play a card from your hand to replace another card in play, even if those cards have the same card title or represent the same personality.

See also **dead pile**, **discard to heal**, **non-unique**, **stack**.

### unloaded keyword

Race (such as **Man**, **Elf**, **Ent**, **Orc**, **Uruk-hai**, or **Wizard**) is an unloaded **keyword**.

Sites have unloaded keywords like **battleground**, **dwelling**, **forest**, **marsh**, **mountain**, **plains**, **river**, and **underground**. Other unloaded keywords include **besieger**, **Corsair**, **Easterling**, **engine**, **fortification**, **knight**, **machine**, **ranger**, **Ring-bound**, **search**, **Southron**, **spell**, **stealth**, **tale**, **tracker**, **valiant**, **villager**, and **warg-rider**.

### Uruk-hai

In *The Lord of the Rings* TCG, Uruk-hai is a different race from Orc.

### vitality

All characters in the game have vitality. This number represents a character's life force, stamina, sturdiness, and will to live.

Each wound token on a character depletes that character's vitality by 1.

See also **exhausted**, **killed**.

### when

This word you'll see in game text governs the timing of an action, just like the names of phases that are in phase actions. "When" is used if an effect can happen only once. Each such effect has a trigger describing what makes it happen. The trigger is always described first, and followed by a comma.

*"When you play this possession, you may draw a card." This game text activates only once, when this card is played.*

### while

This word you'll see in game text governs the timing of an action, just like the names of phases that are in phase actions. "While" is used if an effect is continuous. Each such effect has a trigger describing what makes it happen. The trigger is always described first, and followed by a comma.

*"While Merry bears a weapon, he is strength +2." When you play a weapon on Merry, this game text is activated; if that weapon is discarded, then this game text "turns off."*

### who goes first?

In the Starter Rules, players decide randomly who goes first. Normally, however, players **bid** burdens to determine this.

### winning the game

A player wins the game when his fellowship is at site 9 and his Ring-bearer survives all skirmish phases. The game ends, and there is no regroup phase on the last turn.

A player may also win the game if he becomes the last player left in the game. (See **losing the game**.)

### wound

When a character is wounded by an enemy attack, his **vitality** is depleted. Place a wound token on the character to illustrate this. Glass beads (preferably blood red) make good tokens for this purpose.

Wounds are always placed on a character one at a time.

When you "wound a character," you place only one wound.

If a card tells you to wound a number of companions, you must choose different companions to wound one time each (you cannot wound a single companion more than once).

A wounded character is a character who has at least one wound token.

If a character cannot take wounds, wounds cannot be assigned to that character. However, if a card prevents wounds, wounds may still be assigned to that character.

*Faramir, Wizard's Pupil reads: "Skirmish: Exert Gandalf to prevent all wounds to Faramir." This prevents wounds as they are assigned to Faramir, not the assignments themselves.*

See also **active**, **exert**, **for each**, **killed**.

### X-List

The X-List is maintained in the Current Rulings document, also available for download.

## SECTION THREE: INDIVIDUAL CARD RULINGS

This section of the Comprehensive Rules provides entries on individual cards, organized by collector's info.

If an entry is marked "Erratum" or "Clarification," the text of the card has changed since it was first printed. If Decipher reprints the card in a future set, its text will be corrected.

An "Erratum" is a text change which alters the original gameplay of the card. All versions should be played as stated in the entry.

A "Clarification" is an update to the text made to ease comprehension. It does not alter the original gameplay.

For entries on general game topics, refer to Section Two.

### BOOK OF MAZARBUL 0 P 7

#### Erratum:


**Tale.** Bearer must be a Dwarf.

At the start of each fellowship phase when the fellowship is at site 4 or higher, you may draw a card for each Dwarf companion.

*Reprinted correctly as Realms of the Elf-lords card 3 R 1.*

### AXE STRIKE 1 C 3

#### Clarification:

**Skirmish:** Make a Dwarf strength +2 (or +3 if bearing a  hand weapon).

Only copies of this card from *The Fellowship of the Ring* set need this clarification.


### DWARVEN AXE 1 C 9

This card can trigger only once for each Shadow player with a minion in that skirmish, regardless of how many minions that player had.

### GIMLI, DWARF OF EREBOR 1 U 12

#### Erratum:

**Damage +1.**

**Fellowship:** If the twilight pool has fewer than 2 twilight tokens, add  to place a card from hand beneath your draw deck.

*Reprinted correctly in the Legolas starter deck for Realms of the Elf-lords.*

### FAR-SEEING EYES 1 C 43

#### Erratum:

This Elven condition is unique (**•FAR-SEEING EYES**).

*Reprinted correctly in the Legolas starter deck for Realms of the Elf-lords.*

### GALADRIEL, LADY OF LIGHT 1 R 45

The twilight cost of an Elf played using Galadriel's text is zero, and cannot be raised or lowered.

### GIFT OF BOATS 1 U 46

#### Erratum:

To play, exert an Elf ally. Plays to your support area.

When the fellowship moves from a river during

the fellowship phase, the move limit for this turn is +1.

### THE MIRROR OF GALADRIEL 1 R 55

#### Erratum:

Plays to your support area. Each Elf ally whose home is site 6 is strength +1.

**Maneuver:** If an opponent has at least 7 cards in hand, exert Galadriel to look at 2 of those cards at random. Discard one and replace the other.

If you cannot look at a Shadow player's hand, the effect of The Mirror of Galadriel's special ability is ignored.

*Reprinted correctly as a random rare in Fellowship beta Starter Decks.*

### SLEEP, CARADHRAS 1 C 84

"Discard every condition" means to discard every active condition. Inactive conditions are not discarded.

### ONE WHOM MEN WOULD FOLLOW 1 U 109

#### Clarification:

**Maneuver:** Exert Aragorn to spot an ally. Until the regroup phase, that ally is strength +2 and participates in archery fire and skirmishes.

### A RANGER'S VERSATILITY 1 U 113

#### Erratum:


**Maneuver:** Exert a ranger at a river or forest to exhaust a minion.

### SARUMAN'S CHILL 1 C 134

The cost of this condition is 1. Some copies of this card are misprinted.

### SARUMAN'S SNOWS 1 C 138

#### Clarification:

**Spell. Weather.** To play, exert a  minion. Plays on a site. No player may play skirmish events or use skirmish special abilities during skirmishes at this site. Discard this condition at the end of the turn.

### SAVAGERY TO MATCH THEIR NUMBERS 1 R 139

The strength +4 bonus lasts until the regroup phase.

### WORRY 1 U 162

#### Clarification:


To play, exert an Uruk-hai. Plays to your support area.

Each time a companion or ally loses a skirmish involving an Uruk-hai, the opponent must choose to either exert the Ring-bearer or add a burden.

### GOBLIN MARKSMAN 1 C 176

Italic text within parentheses is descriptive only, and has no added gameplay effect.

### PLUNDERED ARMORIES 1 C 193

If a minion bearing a  weapon is discarded due to losing a skirmish, Plundered Armories takes effect before optional actions triggered by winning/losing that skirmish occur.

When an effect discards "all" minions (thereby discarding their weapons), they are discarded at the same time. None of those minions may have weapons played on them with Plundered Armories.

### DRAWN TO ITS POWER 1 U 211

#### Clarification:

Plays to your support area. Each time a companion is killed in a skirmish involving a Nazgûl, add a burden.

### PATHS SELDOM TRODDEN 1 U 222

This card can replace sites only in the Fellowship block format. See Section Two, **adventure deck**.

### RETURN TO ITS MASTER 1 R 224

This card creates a skirmish in addition to regular and fierce skirmishes.


### ÚLAIRË NELYA, LIEUTENANT OF MORGUL 1 U 233

This card can replace sites only in the Fellowship block format. See Section Two, **adventure deck**.

### ÚLAIRË NERTËA, MESSENGER OF DOL GULDUR 1 U 234

If two or more minions are played, the Shadow player decides in what order those minions are played.

### ÚLAIRË OSTËA, LIEUTENANT OF MORGUL 1 U 235

**Shadow:** Exert Úlairë Otsëa to make a  minion **fierce** until the regroup phase.

The name "Ostëa" in the title of this card should be "Otsëa." Future printings will have this correction. All versions of this card have the same card title for uniqueness purposes.

### A HOST AVAILS LITTLE 1 U 251

If you can spot 7 or more companions, you may wound the same companion more than once.

### ORC AMBUSER 1 C 261



This *Fellowship of the Ring* card was misprinted in the Gimli *Mines of Moria* starter deck. The word "non-native" should be "roaming."

### ORC ASSASSIN 1 U 262

This *Fellowship of the Ring* card was misprinted in the Gimli *Mines of Moria* starter deck. The word "non-native" should be "roaming."

### ORC BANNER 1 R 263

#### Clarification:

Plays to your support area. Each time a companion or ally loses a skirmish involving a  Orc, each  Orc is strength +1 until the regroup phase.

### BILBO BAGGINS, RETIRED ADVENTURER 1 R 284

This card's title should now be read as:

•Bilbo, Retired Adventurer

### ROSIE COTTON 1 U 309

#### Clarification:

Sam is strength +1.

**Fellowship:** Exert Rosie Cotton to heal Sam.

<b>THRÓR'S MAP</b> 1 R 318	<b>WE MUST GO WARILY</b> 3 C 48	<i>Searcher (twilight cost of 4), the Searcher's twilight cost is 1.</i>
<b>Erratum:</b> Plays to your support area. <b>Fellowship or Regroup:</b> Exert 2 Hobbits and discard Thrór's Map to play the fellowship's next site (replacing opponent's site if necessary). <i>Reprinted correctly as a random rare in Fellowship beta Starter Decks.</i>	<b>Erratum:</b> <b>Response:</b> If the fellowship moves in the regroup phase, exert a * companion twice to make each minion's twilight cost +1 until the next regroup phase.	<b>HOWL OF HARAD – ERRATUM</b> 4 U 236
<b>ETTENMOORS</b> 1 C 331	<b>ÚLAIRÈ OTSÈA, RINGWRAITH IN TWILIGHT</b> 3 U 86	<b>Erratum:</b> Plays to your support area. Each time a companion or ally loses a skirmish involving a Southron, you may remove ● to make the Free Peoples Player wound a Ring-bound companion.
<b>Clarification:</b> <b>Plains. Skirmish:</b> Exert your companion or minion to make that character strength +2.	If Frodo dies in a skirmish involving Otsëa with Sam also in play, The One Ring is transferred to Sam before Blade Tip may be transferred with Otsëa's game text.	<b>ITHILIE WILDERNESS</b> 4 R 237
<b>FORD OF BRUINEN</b> 1 U 338	<b>MELILOT BRANDYBUCK, MERRY DANCER</b> 3 R 110	<b>Erratum:</b> Plays to your support area. At the end of each phase during which the fellowship moved to 7, 8, or 9 and the twilight pool has fewer than 7 twilight tokens, you may add ●.
<b>Clarification:</b> <b>River. Sanctuary.</b> The twilight cost of the first Nazgûl played to Ford of Bruinen each turn is -5.	<b>Clarification:</b> <b>Response:</b> If a burden is about to be added by a Shadow card, exert Melilot Brandybuck to prevent that burden.	<b>Skirmish:</b> Discard this condition to make a Man strength +2.
<b>BALIN'S TOMB</b> 1 U 343	<b>OLD NOAKES, PURVEYOR OF WISDOMS</b> 3 C 111	<b>SOUTHRON FIGHTER</b> 4 R 251
<b>Clarification:</b> <b>Underground. Maneuver:</b> Discard your tale from play or from hand to heal your companion.	If a Shadow card gives you the choice of discarding a card from hand or taking a different action, that card does not activate Old Noakes' game text.	The foil version of this card has a different image from the non-foil version.
<b>EMYN MUIL</b> 1 U 360	<b>THE ONE RING (OVERSIZED VERSION)</b> 4 M 1	<b>FRODO, COURTEOUS HALFLING</b> 4 R 301
<b>Clarification:</b> <b>Maneuver:</b> Exert your minion to make that minion fierce until the regroup phase.	A special, promotional version of this oversized card has been produced in regular card size. This card cannot be used to play the game.	This card only prevents Shadow cards that make you discard from hand or draw deck. If a Shadow card gives you a choice, you may choose to discard. <i>If a Durlending Rampager is played, Courteous Halfling does not prevent the Free Peoples player from discarding. Since the game text of the Rampager says "may discard," a choice is provided.</i>
<b>WHAT ARE WE WAITING FOR?</b> 2 R 15	<b>MY AXE IS NOTCHED</b> 4 R 52	<b>HORSE-COUNTRY</b> 4 U 326
If a second copy of this card is played and that Shadow player has already chosen to skip his or her next Shadow phase, that player may choose to skip the same Shadow phase again (which has no effect).	The strength bonus derived from this condition is based on the lowest number of tokens on either card. <i>If there are two ☺ tokens on Final Count and three ☹ tokens on My Axe Is Notched, the strength bonus is +2.</i>	This <i>Two Towers</i> card was misprinted in an <i>Ents of Fangorn</i> starter deck. The correct text follows: <b>Plains.</b> While you can spot a mount at Horse-country, the move limit is +1 for this turn.
<b>DARK PLACES</b> 2 C 45	<b>FINAL COUNT</b> 4 R 69	<b>DERNDINGLE</b> 4 U 330
This card can replace sites only in the Fellowship block format. See Section Two, <b>adventure deck</b> .	See <b>My Axe Is Notched</b> 4 R 52.	This <i>Two Towers</i> card was misprinted in an <i>Ents of Fangorn</i> starter deck. The correct text follows: <b>Forest.</b> While you can spot an unbound Hobbit at Derndingle, the move limit is +1 for this turn.
<b>URUK SCOUT</b> 2 C 47	<b>ELVEN BROOCH</b> 4 U 63	<b>ERED NIMRAIS</b> 4 U 343
The special ability of this minion may only cancel an event that specifically requires a ranger in its game text.	<b>Clarification:</b> To play, spot an Elf. Bearer must be a companion. <b>Response:</b> If another possession borne by bearer is about to be discarded by a Shadow card, discard this possession instead.	When Sméagol is played to Ered Nimrais and The Nine Walkers is in play, his twilight cost is 1.
<b>CAVE TROLL'S CHAIN</b> 2 R 53	<b>UNDER THE LIVING EARTH</b> 4 C 105	<b>CAVES OF AGLAROND</b> 4 U 352
When an exhausted Cave Troll, armed with the Cave Troll's Chain, takes its last wound during the archery phase, the Chain cannot be used to wound an archer companion (since the wound is a required action and takes effect before the Chain can be used).	The twilight token added for the cost of this card adds to the strength bonus provided by its effect. <i>If the twilight pool is empty when this card is played, Gandalf is strength +1.</i>	<b>Clarification:</b> <b>Underground. Sanctuary. Maneuver:</b> Spot your Uruk-hai and remove ● to make one of your Uruk-hai <b>fierce</b> until the regroup phase.
<b>ORC SCOUT</b> 2 C 89	<b>COME DOWN</b> 4 R 146	<b>GREAT HALL</b> 4 U 353
The special ability of this minion may only cancel an event that specifically requires a ranger in its game text.	This card allows all allies to take wounds from archery fire.	Each ally participates in archery fire and skirmishes at this site as if this were his or her home site.
<b>BILBO BAGGINS, WELL-SPOKEN GENTLEHOBBIT</b> 2 U 96	<b>URUK REGULAR</b> 4 C 192	<b>BERSERK RAGER</b> 5 U 45
This card's title should now be read as: •Bilbo, Well-spoken Gentlehobbit	This card's special ability makes the twilight cost of an Uruk-hai -1 for each Uruk-hai you spot other than this card. <i>If you have four Uruk Regulars in play and you use the special ability on one of them to play an Uruk</i>	The strength bonus for this minion is increased for any wound on any minion, companion, or ally in its skirmish. The tokens removed for the special ability on this card must all be removed from the same machine.
<b>O ELBERETH! GITHONIEL!</b> 2 R 108		
As skirmishes involving the Ring-bearer cannot be cancelled, the skirmish action of this condition can only be used to take off The One Ring.		



<b>BERSERK SAVAGE</b> 5 R 46	<b>LOYALTY UNSHAKEN</b> 7 R 10	skirmish ends before resolution. If the skirmish is ending because it is resolving normally, the discard of the possession does not effect the resolution of that skirmish.
The strength bonus for this minion is increased for any wound on any minion, companion, or ally in its skirmish.	<b>Clarification:</b>	
The tokens removed for the special ability on this card must all be removed from the same machine.	When you play this condition, you may stack 2 cards from hand here and draw a card for each ☒ card you stack.	
<b>BERSERK SLAYER</b> 5 R 47	<b>Skirmish:</b> Make a Dwarf strength +2. Also, make that Dwarf <b>damage +2</b> for each ☒ card stacked on this condition. Discard this condition.	
The strength bonus for this minion is increased for any wound on any minion, companion, or ally in its skirmish.	<b>SLAKED THIRSTS</b> 7 U 14	
The tokens removed for the special ability on this card must all be removed from the same machine.	<b>Clarification:</b>	
<b>URUK-HAI BERSERKER</b> 5 U 63	Choose one: Spot a Dwarf to draw a card; or, if this card is stacked on a ☒ condition, spot a Dwarf companion and discard this event to exert a minion twice.	
The strength bonus for this minion is increased for any wound on any minion, companion, or ally in its skirmish.	<b>TERRIBLE AND EVIL</b> 7 R 50	
<b>EYE OF BARAD-DÛR</b> 5 R 96	If Gandalf is exhausted, he cannot exert to pay the cost of this card, even if X is equal to zero.	
This card must be played in order to use its response text, which is affected by cards like Legolas, Dauntless Hunter. The text “discard this card to” is superfluous.	<b>NO SAFE PLACES</b> 7 R 66	
<b>STING, BAGGINS HEIRLOOM</b> 5 R 116	<b>Clarification:</b>	
The collector’s information printed on the Tengwar version of this card (a tournament promo card) was printed incorrectly as 4 R 100. This information should be read as 5 R 116.	Exert Sméagol to reveal an opponent’s hand. That opponent must discard a card from hand for each culture revealed.	
<b>QUICKBEAM, BREGALAD</b> 6 C 33	<b>CITY OF MEN</b> 7 C 83	
Like other similar cards, this card’s game text should say “Ent or unbound Hobbit.” For each Ent or each unbound Hobbit, the twilight cost is -1.	You may discard only one ☞ minion for each copy of this card played.	
<b>SWORD OF DOL GULDUR</b> 6 R 85	<b>FOOTMAN’S ARMOR</b> 7 U 93	
<b>Clarification:</b>	Each time the response for this card is activated, the conditions for being overwhelmed must be checked again.	
Bearer must be a Nazgûl.	<b>PIPPIN’S SWORD</b> 7 R 114	
While bearer is Úlairë Toldëa, each time he wins a skirmish the Free Peoples player must discard a Free Peoples possession or a Free Peoples condition.	<b>Clarification:</b>	
<b>HELD</b> 6 R 109	Bearer must be Pippin.	
The “site 9” referred to on this card is any site 9 card from any block.	<b>Skirmish:</b> Exert Pippin twice to make him strength +1 for each * companion you spot.	
<b>DON’T LOOK AT THEM</b> 6 R 39	<b>DESERT RUNNER</b> 7 C 133	
<b>Clarification:</b>	<b>Clarification:</b>	
Plays to your support area.	<b>Southron. Ambush ●.</b>	
<b>Skirmish:</b> Spot Sméagol and discard 3 cards from hand to wound a minion Sméagol is skirmishing once (or twice if that minion is a ☒ minion).	When the Free Peoples player assigns this minion to a character and you have initiative, you may wound that character.	
<b>THEY STOLE IT</b> 6 R 46	<b>DESERT SCOUT</b> 7 C 134	
<b>Clarification:</b>	<b>Clarification:</b>	
Plays to your support area.	<b>Southron. Ambush ●.</b>	
<b>Skirmish:</b> Spot Gollum and discard 3 cards from hand to wound a companion Gollum is skirmishing once (or twice if that companion is a ☞ companion).	When the Free Peoples player assigns this minion to a character and you have initiative, you may wound that character.	
<b>IT BURNS US</b> 6 U 110	<b>DESERT SNEAK</b> 7 C 135	
This card counts both Free Peoples cultures and Shadow cultures when cards are revealed.	<b>Clarification:</b>	
	<b>Southron. Ambush ●.</b>	
	When the Free Peoples player assigns this minion to a character and you have initiative, you may wound that character.	
	<b>LOATHSOME</b> 7 R 182	
	<b>Clarification:</b>	
	If a skirmish that involved a Nazgûl is about to end, discard a possession borne by a companion in that skirmish.	
	This card is played as a response to the end of a skirmish that involved a Nazgûl, even if that	

**ELESSAR'S EDICT****8 R 33****Clarification:**

If a \* Wraith is about to be killed, discard him and either exhaust another \* Wraith or spot another exhausted \* Wraith to prevent that.

**BLACK DART****8 U 69****Clarification:**

**Archery:** Spot your enduring or mounted Nazgûl to transfer this condition from your support area to an unbound companion. Discard a mount borne by that companion. Bearer cannot heal or bear mounts.

**SMÉAGOL,****BEARER OF GREAT SECRETS****9 R+ 30**

You do not add a burden when you start this card as your Ring-bearer. (Your Ring-bearer is placed on the table, not played.)


**CELEBORN,****LORD OF THE GALADHRIM****10 R 7**

This card's collector's info was misprinted as 10 R 6.

**GOLLUM, MAD THING****10 R 21**

Gollum's game text does not apply if a Shadow player assigns him to a skirmish.

**FIELD OF THE FALLEN****10 U 43****Clarification:**

To play, spot a  Man.

While there is a character in the dead pile, each companion of the same culture as that character is strength -1.

**Skirmish:** Exert your Southron to make him strength +1.

**CREDITS**

**Design:** Brad DeFruiter, Evan Lorentz.

**Development:** Joe Alread, Mike Girard, Geoff Snider, Kendrick Summers.

**Art Direction:** Dan Burns.

**Art Design:** Joe Boulden, Rob Burns, Kieran Yanner, Jeff Hellerman.

**Production:** Ross Campbell, Mike Carosi, David Watson, Sandy Wible.

**For New Line Cinema:** John Mayo, Mark Ordesky, Glen Sharah.


**For Tolkien Enterprises:** Laurie Battle.

**Special Thanks:** Tim Ellington, Chuck Kallenbach, Tom Lischke, Mike Reynolds, our many playtesters, Weta Workshop, Richard Taylor, Daniel Falconer, and — as always — Warren Holland.

**CONTACTING DECIPHER**

- websites: [decipher.com](http://decipher.com) & [lotrfanclub.com](http://lotrfanclub.com)
- customer service email: [customer.service@decipher.com](mailto:customer.service@decipher.com)
- telephone: 757-623-3600
- address: P.O. Box 56, Norfolk, VA, USA 23501-0056

Visit: [www.lordoftherings.net](http://www.lordoftherings.net)



NEW LINE CINEMA  
A Time Warner Company

© MMIV New Line Productions, Inc. All Rights Reserved. "The Lord of the Rings" and names of the characters, items, events and places therein are trademarks of The Saul Zaentz Company d/b/a Tolkien Enterprises under license to New Line Productions, Inc. Decipher Inc. Authorized User. TM, ®, & © 2004 Decipher Inc., P.O. Box 56, Norfolk, Virginia U.S.A. 23501. All Rights Reserved. Printed in the U.S.A.